

# FACT SHEET:

## 28TH ST / LITTLE PORTUGAL BART STATION



Conceptual rendering – Subject to change

The 28th Street/Little Portugal Station will be between US-101 and 28th Street, just north of East Santa Clara Street and behind the Five Wounds Portuguese National Parish. Passengers will be able to access the station and its underground platform from the corner of 28th Street and Five Wounds Lane. This station is at the center of San José’s Portuguese community and many other multicultural communities, and it is designed to incorporate traditional Portuguese design treatments, including a red and white exterior that complements the Five Wounds Portuguese National Parish.

The station will also include a plaza between the station entrance building and 28th Street, new pick-up/drop-off facilities, a interim shared-use path along 28th Street, many other improvements for people who walk to and from the station, and unsecured and secured bike parking spaces.

### 28th Street / Little Portugal Station: At a Glance



**6,700**  
Weekday riders  
in 2040



**8 Neighborhoods**  
within walking  
distance



**6 Schools**  
surround the station



Located in one of  
the nation’s  
largest Portuguese  
communities



Connection to Future  
Five Wounds Trail

VTA’s BART Silicon Valley Phase II Extension (Phase II Project) is a six-mile, four-station extension of BART from Berryessa/North San José Station (opened 2020) through downtown San José to the City of Santa Clara. The Phase II Project is planned to include an approximately five-mile subway, three stations with underground platforms (28th Street/Little Portugal, Downtown San José, and Diridon), one ground-level station (Santa Clara), a train maintenance and storage facility, and additional facilities.









*Continued on back.*

#### Project Funding Sources



## VTA’s BART Silicon Valley Phase II Project

**LEGEND**

-  Station Entrance & Exit
-  Station Entrance Building
-  Station Access Facilities, Parking, and Future Potential Transit-Oriented Development
-  Station Platform (Underground)
-  At-Grade Station Facilities
-  At-Grade Vent/Egress Facilities
-  Construction & Staging Area (under consideration)
-  BART Tunnel

**NOTE:**

- Temporary and intermittent lane and street closures expected in Construction & Staging Areas.
- This is a planning document subject to change.

