



Annual Report

FY 2025



Table of Contents

Message from VTA's General Manager and CEO.....	3
Executive Summary.....	4
Introduction	5
Purpose of the Report	6
2016 Measure B Sales Tax Financial Information	6
Implementing Guidelines.....	11
Program Categories.....	12
Oversight and Accountability.....	19
Glossary.....	20
Appendices	21
Appendix A - 2016 Measure B Ballot Language	
Appendix B - 2016 Measure B Program Detailed Allocations by Program Category	
Appendix C - 2016 Measure B 10-Year Program and Biennial Budget Principles	
Appendix D - 2016 Measure B 10-Year Program Allocations	
Appendix E - 2016 Measure B Need/Capacity-based Program Project Readiness Criteria	
Appendix F - 2016 Measure B Program Category Guidelines	
Appendix G - Appointment Process for the 2016 Measure B Citizen's Oversight Committee	

Message from VTA's General Manager and CEO:

Dear Residents of Santa Clara County,

I am pleased to provide VTA's 2016 Measure B Fiscal Year 2025 Annual Report.

At VTA, it's our responsibility to ensure efficient and effective transportation solutions for all those who travel in or through Santa Clara County. The 2016 Measure B Sales Tax Program is a key part of fulfilling that promise by funding a range of transportation projects that support our local interests to keep Silicon Valley moving.



The 2016 Measure B Program Office continues to work collaboratively with our partner agencies to address evolving transportation needs, from relieving congestion to enhancing pedestrian and bicycle infrastructure. Since its inception, this fund has been able to reinvest over **\$1.2 billion** back into our county to bring transportation network improvements to fruition. One notable milestone for this fiscal year is the grand opening for the US 101/De la Cruz Boulevard/Trimble Road Interchange Project in the City of San Jose, which not only reduces congestion and improves traffic operations near the interchange but also enhances safety and connectivity for bicyclists and pedestrians. Additionally, for Fiscal Year 2025 alone, 2016 Measure B funding improved approximately 600 lane miles throughout Santa Clara County.

VTA is committed to ensuring transparency for the 2016 Measure B Program. The 2016 Measure B Fiscal Year 2025 Annual Report is another example of VTA's ongoing commitment to be a good steward of public funds and maintain public trust. I encourage you to continue reading the report as it details the program's continued development, growth, funding allocations, and expenditures.

VTA looks forward to continued collaboration with the community and our partners as we deliver the 2016 Measure B programs and projects, building a reliable and sustainable transportation network for generations to come.

A handwritten signature in black ink that reads "Carolyn M. Gonot". The signature is fluid and cursive, with a long horizontal stroke extending to the right.

Carolyn M. Gonot
General Manager/CEO

Executive Summary

The 2016 Measure B Fiscal Year (FY) 2025 Annual Report provides information on the 2016 Measure B Sales Tax Program, including the financial information such as revenues earned, fund allocations, and fund expenditures. The report summarizes achievements and funds expended in the Fiscal Year (FY) 2025 reporting period occurring between July 1st, 2024, and June 30th, 2025.

2016 Measure B allocated \$84,920,000 and expended \$293,679,505 in FY 2025. **Table 1** provides the FY 2025 allocations and expenditures across the nine program categories.


Table 1: Program Categories Allocations and Expenditures for FY 2025

Program Categories Allocations and Expenditures for FY 2025		
Program Categories	Allocation	Expenditures
Local Streets & Roads	\$54,710,000	\$57,398,019
Bicycle & Pedestrian	\$1,710,000	\$6,102,529
Transit Operations	\$22,800,000	\$22,202,801
BART Phase II	\$0*	\$6,529,136
Caltrain Grade Separation	\$0*	\$4,959,590
Caltrain Corridor Capacity Improvements	\$0*	\$8,677,325
Highway Interchanges	\$700,000	\$19,276,423
State Route (SR) 85 Corridor	\$33,000,000	\$717,623
County Expressways	\$0*	\$657,833

**Budget allocations for these program categories occur on a biennial basis and allocations were previously made in FY 2024.*

Examples of funded improvements in FY 2025 include construction of the US 101/SR 25 Interchange Improvements Phase 1 Project just south of the City of Gilroy to improve traffic operations and safety along US 101, and the construction kickoff for Phase 2 of the SR 85 Noise Reduction Program to evaluate the effectiveness of pavement surface treatments in reducing noise levels along the SR 85 corridor. 2016 Measure B funds also improved 599 lane miles of pavement throughout the county in FY 2025.

An independent auditor, Baker Tilly US, LLP, completed the 2016 Measure B Performance Audit for FY 2025 and issued a clean audit opinion. This indicates that VTA complied, in all material respects, with the requirements approved by the VTA Board of Directors and that funds were used as set forth in the 2016 Measure B ballot language.



By the Numbers: The 2016 Measure B Program Office maintains a Transparency Website which provides both audited and unaudited financial information for all projects funded by 2016 Measure B. The Transparency Website can be accessed at 2016measureb.vta.org or through the QR code here.

Introduction

2016 Measure B is a voter-approved, 30-year, half-cent countywide sales tax to enhance transit, highways, expressways and active transportation (bicycles, pedestrians, and Complete Streets). The measure passed by nearly 72%, the highest level of support for any Santa Clara County transportation tax.

Sales tax revenue collection for 2016 Measure B began on April 1, 2017, and will continue through March 31, 2047. The 2016 Measure B ballot language allocated funding to nine program categories: Local Streets & Roads, Bicycle & Pedestrian, Transit Operations, BART Phase II, Caltrain Grade Separation, Caltrain Corridor Capacity Improvements, Highway Interchanges, State Route (SR) 85 Corridor, and County Expressways. **Figure 1** details the program categories and their subcategories along with the allocation type.

2016 Measure B continues to provide funding to Member Agencies to make progress on voter-approved projects. The 2016 Measure B Program aids in the delivery of voter-supported projects and initiatives through both competitive and non-competitive funding pools. The 2016 Measure B ballot language is attached as **Appendix A**.

Figure 1: 2016 Measure B Program Categories and Subcategories



Purpose of the Report

VTA is committed to providing transparency about the 2016 Measure B Sales Tax Program. This Annual Report fulfills part of the commitment by providing an update on progress. The purpose of this report is to provide the Fiscal Year (FY) 2025 (July 1st, 2025, to June 30th, 2025) information regarding 2016 Measure B, including financial information such as revenues earned, fund allocations, and fund expenditures. Additionally, this report summarizes achievements and funds expended from each program category.

This report presents FY 2025 data along with cumulative data from the inception of the sales tax measure in 2017 through FY 2025.

2016 Measure B Sales Tax Financial Information

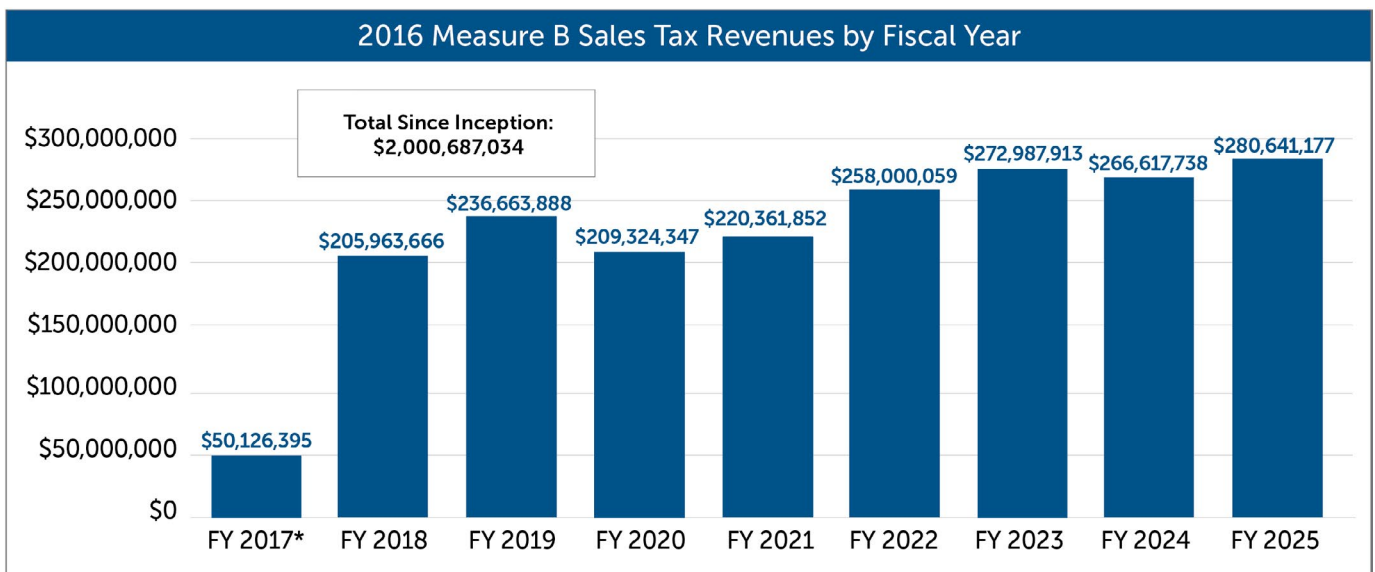
2016 Measure B **sales tax revenues** are the net receipts collected, as calculated annually by the California Department of Tax and Fee Administration (CDFTA). Any earnings from interest or other financial obligations are referred to as **Income Earned**.

Tax revenues received for the 30-year life of the tax, including any interest or other earnings thereon, less any funds necessary for the satisfaction of debt service and/or cost of borrowing and costs of program administration and oversight, such as costs of grant administration and financial management are referred to as **Program Tax Revenues**.

Total Receipts

Figure 2 reports the total sales tax revenues for the 2016 Measure B program by fiscal year and since inception. As the local economy fluctuates and trends in consumer spending change, so do the values of the net receipts.

Figure 2: 2016 Measure B Sales Tax Revenues by Fiscal Year



*April 1, 2017 to June 30, 2017 only.

Total Income Earned

The table below reports the total income earned for FY 2025. Per the VTA FY 2025 Annual Comprehensive Financial Report (ACFR), income earned is "...associated with interest income, unrealized gains/losses, and trading gains/losses...[and] derived from three primary sources: short-, mid-, and long-term investment portfolios," as shown in the table below.

The table distinguishes between income earned and unrealized income, because only interest and realized trading gains/losses are included in the Program Tax Revenues calculations. Unrealized gains/losses are not included in the calculations, as they are not actual revenues or losses in hand.

Table 2: 2016 Measure B Income Earned by Fiscal Year

2016 Measure B Income Earned by Fiscal Year		
Fiscal Year	Income Earned	Unrealized Income**
FY 2017*	\$0	\$0
FY 2018	\$0	\$0
FY 2019	\$4,833,749	\$137,013
FY 2020	\$16,270,856	\$6,529,136
FY 2021	\$12,713,074	-\$10,855,812
FY 2022	\$7,080,418	-\$28,222,407
FY 2023	\$16,212,004	\$2,754,547
FY 2024	\$33,515,090	\$15,944,682
FY 2025	\$41,242,935	\$13,563,445
Total Since Inception	\$131,868,125	-\$149,396

***April 1, 2017 to June 30, 2017 only.*

***Unrealized income earned captures unrealized gains/losses and amortization, which are not included when calculating the Program Tax Revenue.*

Program Tax Revenues

Program Tax Revenues are the calculated total of any income earned, revenues, minus any administrative costs. The Program Tax Revenue total for FY 2025 is shown below.

The calculation of Program Tax Revenues only includes interest and realized trading gains/losses. The calculation excludes unrealized gains/losses, because they are not actual revenues or losses in hand.

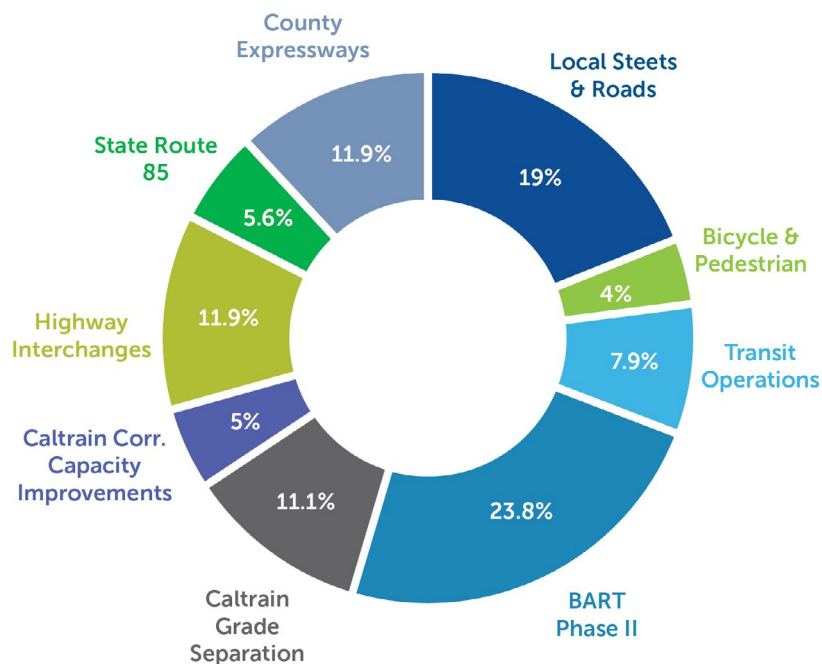
Table 3: Program Tax Revenue Total

Program Tax Revenue Total		
	FY 2025	Total Since Inception (FY 2017 – FY 2025)
Revenue Earned	\$280,641,177	\$2,000,687,034
Income Earned	\$41,242,935	\$131,868,125
Sub-total	\$321,884,112	\$2,132,555,159
Program Administration Expenditures	-\$2,389,038	-\$14,867,808 ⁽¹⁾
Program Tax Revenue Total	\$319,495,074	\$2,117,687,351

(1) Inception to FY 2025 amount reflects an update made to the prior year accrual allocation, resulting in updated reporting on Program Administration expenses.

The 2016 Measure B ballot measure forecasted approximately \$6.3 Billion (in 2017 dollars) to be generated by the sales tax program. Each program category was allocated an estimated portion of the Program Tax Revenues. The estimated amounts, when divided by a total of \$6.3 Billion, establish **Program Tax Revenue Ratios** for allocation for each program category. These ratios are used to calculate future allocations and to determine the appropriate distribution of 2016 Measure B funds over the life of the measure.

Figure 3: Program Tax Revenue Ratios by Program Category



Allocations

VTA’s budget encompasses two fiscal years. The approved budget for FY 2024 and FY 2025 is shown in the table below. Additionally, **Table 4** presents Program Category allocations differentiated by allocation types. The 2016 Measure B Program Category Guidelines establish two types of distributions for funds: formula-based and need/capacity-based. Formula-based distribution means funds are distributed each fiscal year by multiplying the program category’s percentage share of Program Tax Revenue and the projected Program Tax Revenue of that fiscal year. Need/Capacity-based distribution means the project allocations are based on 2016 Measure B funding capacity, project readiness, and timing of project funding need.

Table 4: 2016 Measure B FY 2024 & FY 2025 Program Category Allocations

		FY 2024	FY 2025	
Program Administration		\$1,500,000	\$2,000,000	
Program Category				
Formula-Based	Local Streets & Roads	\$52,630,000	\$54,710,000	
	Bicycle & Pedestrian			
	Education & Encouragement	\$1,330,000	\$1,710,000	
	Capital Projects	\$17,490,000		
	Planning Studies	\$1,090,000		
	Transit Operations			
	Enhance Core Network	\$12,630,000	\$16,640,000	
	Innovative Transit Service Models	\$1,750,000	\$1,820,000	
	Expand Mobility & Affordable Fares	\$2,660,000	\$3,420,000	
	Improve Amenities	\$1,740,000		
Need/Capacity-Based	Bart Phase II	\$747,600,000		
	Caltrain Grade Separation	\$107,000,000		
	Caltrain Corridor Capacity Improvements*			
	Highway Interchanges	\$71,360,000		
	County Expressways	\$4,300,000		
	State Route 85	\$6,620,000		
Total:		\$1,110,000,000		

**Previously approved allocations available and sufficient for projected FY24/FY25 needs.*

Table 5 highlights the 2016 Measure B Program Category allocations as their ballot-established ratios of the Program Tax Revenues and as a percentage of Program Tax Revenues through the end of the reporting fiscal year.

Table 5: 2016 Measure B Program Category Allocations as Percentage Share of Program Tax Revenues

Program Category Allocations as Percentage Share of Program Tax Revenues				
Program Category		Allocation through FY 2025	% of Program Tax Revenues (Ballot Measure Language) ⁽²⁾	% of Program Tax Revenues through FY 2025
Formula-Based	Local Streets & Roads	\$378,040,000	19.05%	15.05%
	Bicycle & Pedestrian	\$78,020,000	3.97%	1.05%
	Education & Encouragement			
	Capital Projects ⁽¹⁾			
	Planning Studies ⁽¹⁾			
	Transit Operations	\$153,450,000	7.94%	6.76%
	Enhance Core Network			
	Innovative Transit Service Models			
	Expand Mobility & Affordable Fares			
Improve Amenities ⁽¹⁾				
Need/Capacity-Based ⁽¹⁾	BART Phase II	\$897,600,000	23.81%	25.41%
	Caltrain Grade Separation	\$178,000,000	11.11%	0.62%
	Caltrain Corridor Capacity Improvements	\$42,450,000	4.98%	0.79%
	Highway Interchanges	\$436,850,000	11.90%	8.58%
	County Expressways	\$54,300,000	11.90%	1.42%
	State Route 85 Corridor	\$21,120,000	5.56%	0.23%

⁽¹⁾ These allocations are available to the program category or subcategory at the beginning of the first fiscal year of the Biennial Budget. They are not distributed on a fiscal year basis.

⁽²⁾ The 2016 Measure B ballot measure language identifies Program Tax Revenue ratios for the life of the measure, not by fiscal year.

It is important to note that the ballot-established ratios are based on the 30-year life of the Measure, and the program category allocation ratios shown at the end of a fiscal year are a snapshot in time. Program category allocations will fluctuate over the 30 years, and this will be reflected in the ratios that are shown at the end of the fiscal year. The 2016 Measure B program allocations by program category is attached as **Appendix B**.

Allocation to Expenditure Process

Figure 4: 2016 Measure B Allocation to Expenditure Process



Figure 4 illustrates the general three-step distribution process of 2016 Measure B funds, from allocation to expenditure. The process begins with the VTA Board of Directors’ approval of the program category allocations. Following the allocation(s) of 2016 Measure B funds, funding agreements must be executed for grantees to access the funds. After the successful execution of the agreements, grantees may begin invoicing VTA for work completed on 2016 Measure B projects. VTA will then reimburse the grantee for eligible costs, resulting in an expenditure.

Implementing Guidelines

10-Year Program and Biennial Budget Principles

In April 2021, the VTA Board of Directors (VTA BOD) approved the 2016 Measure B 10-Year Program and Biennial Budget Principles (Principles). The Principles apply to all the 2016 Measure B program categories and guide the development of the Biennial Budget and 10-Year Program. The adopted 10-Year Program and Biennial Budget Principles are listed in **Appendix C**.

The 10-Year Program is a planning document that considers the needs of the program and projects over a 10-Year period. VTA updated the 10-Year Program in conjunction with the FY2024 - FY2025 Biennial Budget to provide a more accurate forecast on the expected needs from the measure. The current program can be found in **Appendix D**.

Project Readiness Criteria and Prioritization Methodologies

Following the approval of the Principles, the VTA BOD approved Project Readiness Criteria for the Need/Capacity-based program categories. The six Need/Capacity-based program category projects must meet three Project Readiness criteria for inclusion in either the Biennial Budget or the 10-Year Program.

As candidate projects move forward and meet all three Project Readiness criteria, the project sponsor will submit a request to the 2016 Measure B Program Office for inclusion in the Biennial Budget and/or 10-Year Program. The approved project readiness criteria can be found in **Appendix E**.

Program Categories

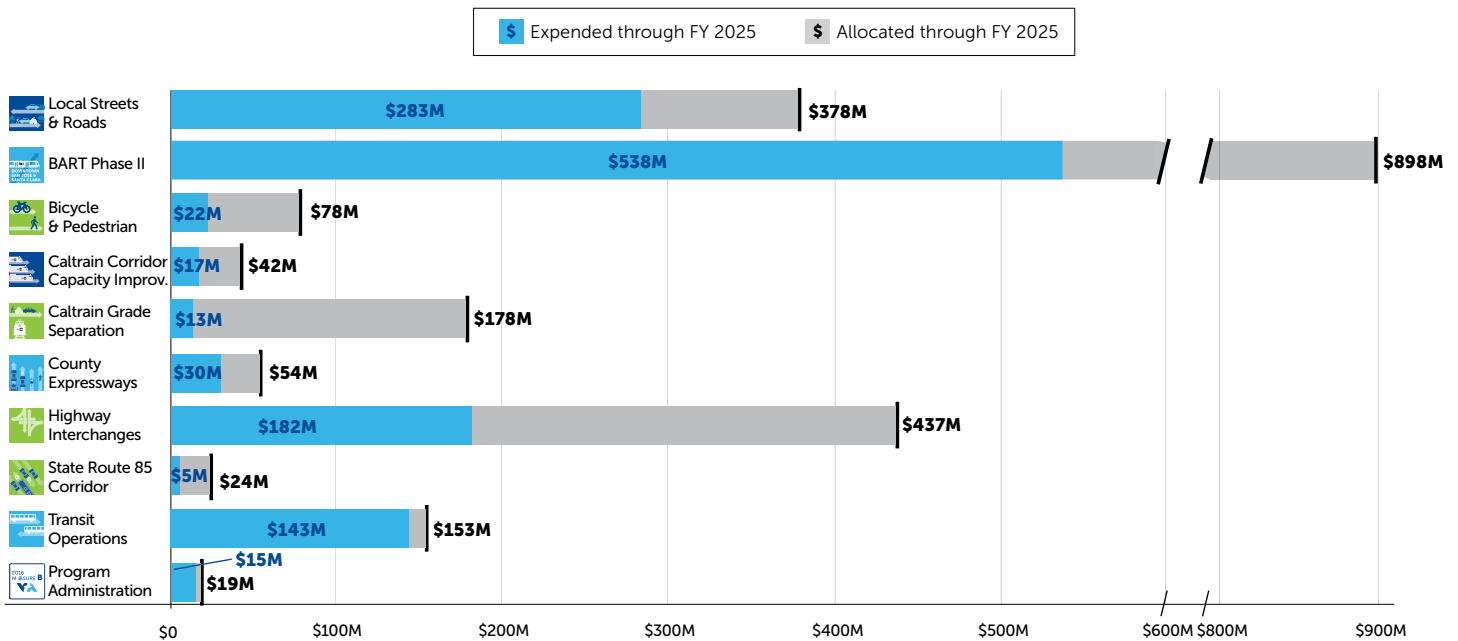
Program Category Guidelines

To administer each of the nine 2016 Measure B Program Categories, VTA established guidelines that outline the distribution of funds for each program category (and its subsequent subcategories if applicable), implementation steps, and project and program criteria and requirements. The VTA Board of Directors adopted the nine program categories in fall 2017 and adopted a revised set of guidelines in August 2022. The revised guidelines incorporated Board-approved actions that impact the implementation of the nine program categories, as well as standardized language and formatting changes for consistency and additional clarity. The revised program category guidelines are included as **Appendix F**.

Program Category Summary

Figure 5 shows the allocations and expenditures through FY 2025 for each of the nine program categories.

Figure 5: 2016 Measure B Allocations and Expenditures through FY 2025



Details of each of the nine program categories are listed on the next page. Included in the reports is a brief description of the program category and a summary of its allocations and expenditures.



Local Streets and Roads

FY 2025 Allocation: \$54,710,000
FY 2025 Expenditures: \$57,398,019

Through Inception Allocation: \$378,040,000
Through Inception Expenditures: \$283,283,775

The Local Streets and Roads program category distributes funds for the repair and maintenance of street systems. Furthermore, agencies are required to apply Complete Streets best practices – therefore improving elements for all users of their street system. Funds are calculated according to a population-based formula as stated in the ballot language. Funds are allocated on a two-year cycle, in conjunction with the VTA Biennial budget process, but are released and available for agencies to use annually.

If a grantee has a Pavement Condition Index (PCI) score of at least 70, it may use the allocation towards other congestion relief projects approved by VTA. VTA uses the Metropolitan Transportation Commission's index to determine PCI. The index provides a snapshot of the pavement health of a roadway, where a greater score equals better health. Pavement management preservation programs help to prevent long-term damage to the roadways, resulting in lower long-term maintenance costs.

Common work performed for pavement maintenance includes slurry seals, crack seals, curb bulb-outs, improved striping, green removal and replanting, and Complete Streets improvements. Congestion relief projects vary based on each agency's specific needs while prioritizing moving people effectively and efficiently. The VTA evaluates performance for this program category annually.

Program activity highlights in FY2025 included the improvement of 599 lane miles of pavement throughout the county.



Pavement condition of White Oaks Avenue in the City of San Jose (Before)



Pavement condition of White Oaks Avenue in the City of San Jose (After)



Bicycle and Pedestrian

FY 2025 Allocation: \$1,710,000

FY 2025 Expenditures: \$6,102,529

Through Inception Allocation: \$78,020,000

Through Inception Expenditures: \$22,143,648

This category funds bicycle and pedestrian projects of countywide significance, as identified by the cities, County, and VTA. The types of projects prioritized for funding include projects that: connect to schools, transit, and employment centers; fill gaps in the existing bike and pedestrian networks; safely cross barriers to mobility; and make walking or biking a safer and more convenient means of transportation for all county residents and visitors. Eligible projects are identified in Attachment A of 2016 Measure B. (See **Appendix A**)

This program category is comprised of three subcategories: Education and Encouragement, Capital Projects, and Planning Studies.

- **Subcategory Grant Program: Education and Encouragement**

- This program allows member agencies to fund projects and programs that will encourage the use of bicycling and walking and/or provide education regarding these modes. These include, but are not limited to, Safe Routes to School, walk audits, open streets events, and bicycle/pedestrian safety campaigns. Funds for this program are distributed to each Member Agency using a population-based formula.
- Highlighted program activities in FY 2025 included:
 - The Cities of San Jose, Palo Alto, Mountain View, Monte Sereno, and the Town of Los Gatos hosted interactive assemblies in partnership with over 50 local schools, serving over 5,000 students across the county. Interactive assemblies cover topics such as safe transportation to school, rules of the road, navigating traffic and intersections, and safety near cars.
 - VTA hosted over 40 Adult Bicycle Education Classes, both online and in-person, offering nearly 1,500 instructional hours to over 660 attendees. Topics covered included bicycling basics, bike maintenance, and repair skills.
 - The City of San Jose hosted three Viva Calle Open streets events, making over 30 miles of streets fully available to bicyclists and pedestrians. The events highlighted businesses along the route as locations to visit and provided bike repair and maintenance workshops.



Walk Safe Program promoting youth pedestrian safety at elementary schools in Cupertino



Adult bicycle education class hosted by VTA



Bicycle and Pedestrian (Continued)

FY 2025 Allocation: \$1,710,000

FY 2025 Expenditures: \$6,102,529

Through Inception Allocation: \$78,020,000

Through Inception Expenditures: \$22,143,648

- **Subcategory Grant Program: Capital Projects**
 - This competitive grant program awards funds to applicants for environmental clearance, design, right-of-way acquisition, and construction for bicycle and pedestrian projects currently identified in 2016 Measure B.
 - Highlighted activity in FY 2025 included:
 - The execution of two funding agreements: City of Sunnyvale's Bernardo Avenue Undercrossing Project and City of Santa Clara's Lafayette Street Bikeway Project. Two ribbon-cutting events: Madrone Channel Trail in Morgan Hill and Los Gatos Creek Trail Connector to Highway 9 in Los Gatos




Ribbon-cutting event for the Madrone Channel Trail Improvements Project in Morgan Hill



A new pathway for pedestrians, bicyclists, and other trail users as part of the Los Gatos Creek Trail Connector to Highway 9 Project in Los Gatos

- **Subcategory Grant Program: Planning Studies**
 - This competitive grant program awards funds to applicants for planning studies that support capital project development for bicycle and pedestrian projects of countywide significance.
 - Highlighted activity in FY 2025 included:
 - The execution of two funding agreements: City of Santa Clara's Bowers Avenue Class IV Bikeway Study and City of San Jose's East San Jose Road Complete Streets Study.



Transit Operations

FY 2025 Allocation: \$22,800,000
FY 2025 Expenditures: \$22,202,801

Through Inception Allocation: \$153,450,000
Through Inception Expenditures: \$143,222,619

The goals of this category are to increase ridership, improve efficiency, enhance mobility services for seniors and individuals with disabilities, and improve affordability for the underserved and vulnerable populations in the County. Funds may be used to maintain and expand core bus route service frequencies, extend hours of operations, and enhance mobility and improve affordability for residents, particularly vulnerable, underserved, and transit-dependent populations within the county. Subcategories for eligible Transit Operations efforts are identified in Attachment D of 2016 Measure B. (See **Appendix A**)

This program category has four subcategories: Frequent Core Network, Innovative Transit Service Models, Affordable Fare Programs, and Bus Stop Amenities.

- **Subcategory Program: Frequent Core Network**
 - This subcategory directly funds VTA's core bus network of services by increasing core bus route service frequencies and expanding or adding evening, late-night, and weekend service.
- **Subcategory Grant Program: Innovative Transit Service Models**
 - This competitive grant program provides funds to support affordable new innovative transit service models to address first/last mile connections.
 - Highlighted activity in FY2025 includes the Call for Projects for the 2016 Measure B Innovative Transit Service Models Competitive Grant Program. The Call for Projects was released in December 2024 and closed in February 2025. The total funding available for this cycle was \$6,946,187.
- **Subcategory Program: Affordable Fare Programs**
 - This program provides funds to expand mobility services for vulnerable communities.
 - In FY 2025, this program supported the sale of 18,000 community fare passes.
- **Subcategory Program: Bus Stop Amenities**
 - The funds in this subcategory improve amenities at VTA bus stops to increase safety, security, and access, as well as on-going maintenance.
 - Featured activity in FY2025 includes the installment of new bus shelters, benches, lighting, bus pads, and bike racks at bus stops throughout the county.



Bus stop near Fremont High School in Sunnyvale (Before)



Bus stop near Fremont High School in Sunnyvale (After)



BART Phase II

FY 2025 Allocation: \$0

FY 2025 Expenditures: \$171,298,324

Through Inception Allocation: \$897,600,000

Through Inception Expenditures: \$538,184,690

The BART Silicon Valley Phase II (BART Phase II) program category dedicates funding to the planning, engineering, construction, and delivery costs of BART Phase II, which is the six-mile extension of the regional BART system from the Berryessa Station in San Jose to the City of Santa Clara.

Feature program activities in FY2025 included procurement for the Tunnel Boring Machine (TBM), design work, and program management.



Caltrain Grade Separation

FY 2025 Allocation: \$0

FY 2025 Expenditures: \$4,959,590

Through Inception Allocation: \$178,000,000

Through Inception Expenditures: \$13,190,151

The Caltrain Grade Separation category funds grade separation projects along the Caltrain corridor in the cities of Sunnyvale, Mountain View, and Palo Alto, separating the Caltrain tracks from roadways to provide increased safety benefits for drivers, bicyclists, and pedestrians while also reducing congestion at the intersections.

Key program activities in FY2025 included ongoing coordination with Caltrain and local jurisdictions to advance grade separation projects in Santa Clara County. VTA also executed the cooperative agreement with Caltrain and the City of Palo Alto to complete environmental clearance of the Churchill Ave. and Meadow Dr./Charleston Project.



Caltrain Corridor Capacity Improvements

FY 2025 Allocation: \$0

FY 2025 Expenditures: \$8,677,325

Through Inception Allocation: \$42,450,000

Through Inception Expenditures: \$16,785,939

The Caltrain Corridor Capacity Improvements category helps to improve and increase Caltrain service in Santa Clara County to ease highway congestion. This category is a need/capacity-based program type and must comply with Board-approved Project Readiness Criteria to receive funding allocations.

Feature program activities in FY2025 included continued collaboration with Caltrain to deliver ongoing efforts, including the Corridor Crossings Strategy, a corridor-wide plan to improve safety along the Caltrain corridor and enhance coordination among corridor partners.



County Expressways

FY 2025 Allocation: \$0
FY 2025 Expenditures: \$657,833

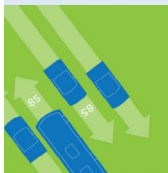
Through Inception Allocation: \$54,300,000
Through Inception Expenditures: \$30,048,055

This category funds Tier 1 improvement projects in the County’s Expressway Plan to relieve congestion, improve safety, and increase the effectiveness of the expressway system in the county. Eligible projects are identified in Attachment C of 2016 Measure B. (See **Appendix A**)

Feature program activities in FY2025 included the grand opening and ribbon-cutting event for the Santa Teresa-Hale Corridor Rd. and Trail between Dewitt and Main Project in the City of Morgan Hill.



Flyover image of the Santa Teresa-Hale Corridor Rd. Project in the City of Morgan Hill



SR 85 Corridor

FY 2025 Allocation: \$3,000,000
FY 2025 Expenditures: \$717,623

Through Inception Allocation: \$24,210,000
Through Inception Expenditures: \$4,927,975

This category funds new transit and congestion relief projects on SR 85, including a new transit lane from SR 87 in San Jose to U.S. 101 in Mountain View. It will also fund noise abatement along SR 85 and provide funding to study transportation alternatives that include, but are not limited to, Bus Rapid Transit with infrastructure such as stations and access ramps, Light Rail Transit, and other future transportation technologies.

Feature program activities in FY2025 included a groundbreaking event and the start of construction for Phase 2 of the SR 85 Noise Reduction Program. The Program is a collaboration between VTA, Caltrans, and cities along SR 85 and will be implemented in three phases. The current phase, Phase 2, involves the installation of specially treated pavement to reduce noise at five pilot locations in the cities of Mountain View, Cupertino, Saratoga, Sunnyvale, and San Jose. Phase 2 received \$20.22 million in 2016 Measure B funds.



Banner for the groundbreaking event on June 6, 2025 for the Phase 2 of the SR 85 Noise Reduction Program



Highway Interchanges

FY 2025 Allocation: \$700,000
FY 2025 Expenditures: \$19,276,423

Through Inception Allocation: \$436,850,000
Through Inception Expenditures: \$181,724,407

This category funds highway projects across Santa Clara County to provide congestion relief, improved highway operations and freeway access, roadway connection overcrossings, and the deployment of advanced technology through Intelligent Transportation Systems (ITS).

Feature program activities in FY2025 included a ribbon-cutting event and completion of construction for the US 101/De La Cruz Blvd./Trimble Rd. Interchange Project in the City of San Jose, a groundbreaking event and start of construction for the US 101/SR 25 Interchange Improvements Phase 1 Project just south of the City of Gilroy, and initiation of the 2016 Measure B Noise Abatement Study.



Flyover image of the completed US 101/De La Cruz Blvd./Trimble Rd. Interchange Project in the City of San Jose



Multi-use path for bicyclists and pedestrians as part of the US 101/De La Cruz Blvd./Trimble Rd. Interchange Project in the City of San Jose

Oversight and Accountability

2016 Measure B Citizens' Oversight Committee

The 2016 Measure B ballot measure specified formation of an independent citizen's oversight committee, its purpose being to ensure that 2016 Measure B funds are being expended consistent with the approved Program and to inform voters on Program compliance. To achieve this oversight requirement, the VTA established the 2016 Measure B Citizen's Oversight Committee (MBCOC). It comprises eight positions from defined areas of expertise and one At-Large position, for a total of nine voting members. The VTA Board of Directors appoints members competitively based on their expertise and possession of the required relevant experience.

Among the ballot specified duties of the MBCOC is the requirement that the committee annually organize an audit conducted by an independent auditor to review the receipt of revenue and expenditure of funds. The independent auditor selected in May 2020 was Moss Adams LLP. As of June 3, 2025, Moss Adams LLP has merged with Baker Tilly US, LLP. Baker Tilly US, LLP completed the audit for fiscal year 2025. They issued an unqualified or a clean audit opinion, meaning that in their professional opinion VTA complied, in all material respects, with the requirements applicable to the 2016 Measure B Program in FY 2025. All independent audits of the 2016 Measure B program since inception have received clean opinions.

Additional information on the MBCOC can be found in **Appendix G**, or the [MBCOC's webpage](#), which includes, among other items, all Program performance audits and MBCOC Annual Reports since Committee inception.

Program Transparency

The 2016 Measure B Program Office provides regularly updated information to keep the public informed on program activities. This information can be found online and during presentations for VTA Advisory and Standing Committee meetings. The Program Office maintains a Transparency Website which provides both audited and unaudited financial information on the program. Additional project information and reports are also available on the site.

The Transparency Website can be accessed at 2016measureb.vta.org or through the QR code below.



Glossary

Below are terms frequently used in this report and related 2016 Measure B documentation.

An **allocation** is the VTA Board-approved amount of 2016 Measure B funds available for a specified project or program.

An **award** shows that VTA and a grantee have executed an agreement to fund an eligible project.

An **expenditure** is VTA's reimbursement of 2016 Measure B funds to a grantee (e.g. a city, the County, or Caltrain).

Fiscal Year refers to the 12-month accounting period that starts on July 1 and ends on June 30. Fiscal year is often abbreviated **FY**, and the year referenced is the end of that period. For example, FY 2021 covers from July 1, 2020, to June 30, 2021.

Grantees are agencies that receive 2016 Measure B funds for projects. They include 15 cities within the county, Santa Clara County, Caltrain and VTA.

A **Member Agency** is a local jurisdiction that is a signatory of the Santa Clara County Congestion Management Agency's Joint Powers Agreement. This includes all cities within the county, Santa Clara County, and the Santa Clara Valley Transportation Authority.

The 2016 Measure B ballot language specified nine **Program Categories**, with allocations specified for each: Local Streets & Roads, BART Silicon Valley Phase II, Bicycle and Pedestrian, Caltrain Grade Separation, Caltrain Capacity Improvements, Highway Interchanges, County Expressways, State Route 85 Corridor, and Transit Operations.

Program Tax Revenues are tax revenues received for the 30-year life of the tax, including any interest or other earnings thereon, less any funds necessary for the satisfaction of debt service and/or cost of borrowing and costs of program administration and oversight, such as costs of grant administration and financial management. **Revenue** collected is the net receipt of 2016 Measure B sales tax revenue, excluding interests earned.

Appendix A - 2016 Measure B Ballot Language

<p style="text-align: center;">MEASURE B</p>	<p style="text-align: center;">COMPLETE TEXT OF MEASURE B</p>
<p style="text-align: center;">COUNTY COUNSEL'S IMPARTIAL ANALYSIS OF MEASURE B</p> <p>California law permits the Santa Clara Valley Transportation Authority (VTA) to impose a retail transactions and use tax (commonly called a "sales tax") in the territory of the VTA, which includes both the unincorporated territory and all the cities within Santa Clara County. Such a tax must first be approved by two-thirds of the voters voting in an election.</p> <p>Measure B was placed on the Ballot by the VTA Board of Directors (Board). Measure B proposes enactment of a .5% (one-half cent) sales tax. The Board anticipates that the sales tax would be operative on April 1, 2017. The authority to levy the sales tax will expire thirty years later.</p> <p>Under California law, all local governments within each county cannot enact a total sales tax rate of more than 2% in any territory. Approval of this Measure would result in the territory within the cities of Campbell and San Jose reaching that 2% cap during 2017 and until the expiration of an existing tax. The State also imposes a sales tax, some of which is distributed to local governments. The State sales tax rate is scheduled to be 7.25% as of January 1, 2017. Approval of this Measure is anticipated to result in a total 9.25% sales tax in the cities of Campbell and San Jose, and a 9.0% sales tax elsewhere in Santa Clara County, as of the date the sales tax is anticipated to begin. Because existing sales taxes may expire, or other sales taxes may be enacted, overall tax rates may vary during the thirty-year period of this tax.</p> <p>State law requires the VTA to state the specific purposes for which the sales tax proceeds will be used, and the VTA must spend the proceeds of the tax only for these purposes. The stated purposes of the proposed sales tax are to: repair potholes and fix local streets; finish the BART extension through downtown San Jose and to Santa Clara; improve bicycle and pedestrian safety; increase Caltrain capacity, in order to ease highway congestion, and improve safety at crossings; relieve traffic on the expressways and key highway interchanges; and enhance transit for seniors, students, low-income, and disabled individuals. The Measure states that the VTA will establish a program and develop program guidelines to administer tax revenues received from the measure.</p> <p>Measure B provides for the establishment of an independent citizens' oversight committee for ensuring that proceeds of the tax are expended consistent with the program established by the VTA. The committee would hold public hearings, issue reports on at least an annual basis, and arrange for an annual independent audit of expenditures.</p> <p>A "yes" vote is a vote to authorize a special sales tax of one-half cent (.5%) operative for 30 years, expected to expire on March 31, 2047.</p> <p>A "no" vote is a vote not to authorize the special sales tax.</p> <p>James R. Williams Acting County Counsel</p> <p>By: /s/ Danielle L. Goldstein Deputy County Counsel</p>	<p>To repair potholes and fix local streets; finish the BART extension through downtown San Jose and to Santa Clara; improve bicycle and pedestrian safety; increase Caltrain capacity, in order to ease highway congestion, and improve safety at crossings; relieve traffic on the expressways and key highway interchanges; and enhance transit for seniors, students, low-income, and disabled, shall the Board of Directors of the Santa Clara Valley Transportation Authority (VTA) enact a retail transactions and use tax ordinance, Ordinance No. 2016.01, imposing (a) a tax for the privilege of selling tangible personal property at retail upon every retailer in Santa Clara County, the territory of VTA, such tax to be at the rate of one-half of one percent of the gross receipts of the retailer from the sale of tangible personal property sold by him/her at retail in the territory of VTA; and (b) a complementary tax upon the storage, use, or other consumption in Santa Clara County, the territory of VTA, such tax to be at the rate of one-half of one percent of the sales price of the property whose storage, use, or other consumption is subject to the tax; collection of such tax to be limited to thirty years?</p> <p>VTA shall be the administrator of the tax, shall establish a program and develop program guidelines to administer the tax revenues received from the enactment of this measure (the "Program"). Tax revenues received for the 30-year life of the tax, including any interest or other earnings thereon, less any funds necessary for satisfaction of debt service and/or cost of borrowing and costs of program administration and oversight, such as costs of grant administration and financial management, shall be referred to herein as "Program Tax Revenues."</p> <p>VTA shall allocate the Program Tax Revenues to the following categories of transportation projects: Local Streets and Roads; BART Phase II; Bicycle and Pedestrian; Caltrain Grade Separation; Caltrain Capacity Improvements; Highway Interchanges; County Expressways; SR 85 Corridor; and Transit Operations.</p> <p>The present value (i.e., present day purchasing power) of the Program Tax Revenues, as of April 2017, is forecasted to be approximately \$6.3 Billion. The actual revenues to be received over the 30-year life of the tax will be affected by various economic factors, such as inflation and economic growth or decline. The estimated amounts for each category reflect the allocation of approximately \$6.3 Billion. The estimated amounts for each category, divided by \$6.3 Billion, establishes ratios for the allocation among the categories. The VTA Board of Directors may modify those allocation amounts following the program amendment process outlined in this resolution.</p> <ul style="list-style-type: none"> <p><u>Local Streets and Roads—Estimated at \$1.2 Billion of the Program Tax Revenues in 2017 dollars.</u></p> <p>To be returned to cities and the County on a formula basis to be used to repair and maintain the street system. The allocation would be based on the population of the cities and the County of Santa Clara's road and expressway lane mileage. Cities and the County will be required to demonstrate that these funds would be used to enhance and not replace their current investments for road system maintenance and repair. The program would also require that cities and the County apply Complete Streets best practices in order to improve bicycle and pedestrian elements of the street system. If a city or the County has a Pavement Condition Index score of at least 70, it may use the funds for other congestion relief projects.</p>

COMPLETE TEXT OF MEASURE B-Continued

- **BART Phase II—Estimated at \$1.5 Billion of Program Tax Revenues in 2017 dollars (capped at a maximum of 25% of Program Tax Revenues).**
To fund the planning, engineering, construction, and delivery costs of BART Phase II, which will create a new regional rail connection by extending BART from the Berryessa Station in San Jose to Santa Clara with stations at Alum Rock/28th Street, downtown San Jose, San Jose Diridon Station, and Santa Clara.
- **Bicycle/Pedestrian—Estimated at \$250 Million of Program Tax Revenues in 2017 dollars.**
To fund bicycle and pedestrian projects of countywide significance identified by the cities, County, and VTA. The program will give priority to those projects that connect to schools, transit, and employment centers; fill gaps in the existing bike and pedestrian network; safely cross barriers to mobility; and make walking or biking a safer and more convenient means of transportation for all county residents and visitors. Bicycle and pedestrian educational programs, such as Safe Routes to Schools, will be eligible for funding. Candidate Projects are set forth in Attachment A.
- **Caltrain Grade Separation—Estimated at \$700 Million of Program Tax Revenues in 2017 dollars.**
To fund grade separation projects along the Caltrain corridor in the cities of Sunnyvale, Mountain View, and Palo Alto, separating the Caltrain tracks from roadways to provide increased safety benefits for drivers, bicyclists, and pedestrians and also reduce congestion at the intersections.
- **Caltrain Corridor Capacity Improvements—Estimated at \$314 Million of Program Tax Revenues in 2017 dollars.**
To fund Caltrain corridor capacity improvements and increased service in Santa Clara County in order to ease highway congestion, including: increased service to Morgan Hill and Gilroy, station improvements, level boarding, extended platforms, and service enhancements.
- **Highway Interchanges—Estimated at \$750 Million of Program Tax Revenues in 2017 dollars.**
To fund highway projects throughout the valley that will provide congestion relief, improved highway operations and freeway access, noise abatement, roadway connection overcrossings, and deploy advanced technology through Intelligent Transportation Systems (ITS). Candidate Projects are set forth in Attachment B.
- **County Expressways—Estimated at \$750 Million of Program Tax Revenues in 2017 dollars.**
To fund Tier 1 improvement projects in the County's Expressway Plan in order to relieve congestion, improve safety and increase the effectiveness of the expressway system in the county. Candidate Projects are set forth in Attachment C.
- **State Route 85 Corridor—Estimated at \$350 Million of Program Tax Revenues in 2017 dollars.**
To fund new transit and congestion relief projects on SR 85, including a new transit lane from SR 87 in San Jose to U.S. 101 in Mountain View. Additionally this category will fund noise abatement along SR 85 and will provide funding to study transportation alternatives that include, but are not limited to, Bus Rapid Transit with infrastructure

COMPLETE TEXT OF MEASURE B-Continued

- such as stations and access ramps, Light Rail Transit, and future transportation technologies that may be applicable.
- **Transit Operations—Estimated at \$500 Million of Program Tax Revenues in 2017 dollars.**
The revenue from this program category will provide additional funds specifically for bus operations to serve vulnerable, underserved, and transit dependent populations throughout the county. The goals of the program category are to increase ridership, improve efficiency, enhance mobility services for seniors and disabled, and improve affordability for the underserved and vulnerable constituencies in the county. As VTA considers modifications to bus operations and routes to improve ridership and efficiencies, these funds may also be utilized to maintain and expand service to the most underserved and vulnerable populations. The funds may be used to increase core bus route service frequencies, extending hours of operations to early mornings, evenings and weekends to improve mobility, safe access and affordability to residents that rely on bus service for critical transportation mobility needs. Attachment D describes the list of Candidate Projects and Programs.
- The Program Categories will be administered in accordance with program guidelines and policies to be developed and approved by the VTA Board of Directors.
- An independent citizen's oversight committee shall be appointed to ensure that the funds are being expended consistent with the approved Program. Annually, the committee shall have an audit conducted by an independent auditor. The audit shall review the receipt of revenue and expenditure of funds. The committee shall hold public hearings, and issue a report annually to inform the Santa Clara County residents how the funds are being spent. The hearings will be public meetings subject to the Brown Act.
- To support and advance the delivery of projects in the Program, VTA may issue or enter into financial obligations secured by the tax revenues received from the State Board of Equalization (SBOE), including but not limited to, bonds, notes, commercial paper, leases, loans and other financial obligations and agreements (collectively, "Financing Obligations"), and may engage in any other transactions allowed by law. Notwithstanding anything to the contrary, to obtain the strongest credit ratings and lowest financing costs, VTA may pledge up to the full amount of tax revenues received from the SBOE as security for any Financing Obligations of the Program and may contract with the SBOE to have pledged amounts transferred directly to a fiduciary, such as a bond trustee, to secure Financing Obligations to fund any project in the Program. Any Financing Obligation shall be fully paid prior to the expiration of this tax measure.
- If approved by a 3/4 majority of the VTA Board of Directors, and only after a noticed public meeting in which the County of Santa Clara Board of Supervisors, and the city council of each city in Santa Clara County have been notified at least 30 days prior to the meeting, VTA may modify the Program for any prudent purpose, including to account for the results of any environmental review required under the California Environmental Quality Act of the individual specific projects in the Program; to account for increases or decreases in federal, state, and local funds, including revenues received from this tax measure; to account for unexpected increase or decrease in revenues; to add or delete a project from the Program in order to carry out the overall purpose of the Program; to maintain consistency with the Santa Clara Valley Transportation Plan; to

COMPLETE TEXT OF MEASURE B-Continued

shift funding between project categories; or to take into consideration new innovations or unforeseen circumstances.

**ATTACHMENT A
ENVISION SILICON VALLEY BICYCLE AND PEDESTRIAN
CANDIDATE LIST**

Project

- Implementation of Santa Clara Countywide Bicycle Plan*
- Trails in Expressway Rights-of-Way
- Alum Rock Trail
- Coyote Creek Trail Completion
- Lions Creek Trail
- Lower Silver Creek Trail
- Miramonte Avenue Bikeways
- Fremont Road Pathway
- Los Gatos Creek Trail Connector to SR 9
- Berryessa Creek Trail
- West Llagas Creek Trail
- Guadalupe River Trail-Extension to Almaden
- Three Creeks Trail East from Guadalupe River to Coyote Creek Trail
- Five Wounds Trail from William Street to Mabury Road/Berryessa Hwy. 237 Bicycle Trail: Great America Parkway to Zanker (Class I, II, and IV)
- Lower Guadalupe River Access Ramps
- Los Gatos Creek Trail Gap Closure
- Calabazas Creek Trail
- San Tomas Aquino Trail Extension to South & Campbell Portion
- Union Pacific Railroad Trail
- Stevens Creek Trail Extension
- Hamilton Avenue/Highway 17 Bicycle Overcrossing
- Pedestrian/Bicycle Bridge over SR 17 from Railway/Sunnyside to Campbell Technology Parkway
- Mary Avenue Complete Streets Conversion
- UPRR Bicycle/Pedestrian Bridge Crossing: Stevens Creek Boulevard to Snyder Hammond House/Rancho San Antonio Park
- Montague Expressway Bicycle/Pedestrian Overcrossing at Milpitas BART Station
- Shoreline/101 Bicycle/Pedestrian Bridge
- Mayfield Tunnel Pedestrian/Bicycle under Central Expressway connecting to San Antonio Caltrain Station
- South Palo Alto Caltrain Bicycle/Pedestrian Crossing
- Matadero Creek Trail Undercrossing
- Caltrain Capitol Undercrossing
- Phelan Avenue Pedestrian/Bicycle Bridge over Coyote Creek
- Newhall Street Bicycle/Pedestrian Overcrossing over Caltrain Tracks
- Kiely Bicycle/Pedestrian Overcrossing
- Winchester Bicycle/Pedestrian Overcrossing
- Bernardo Caltrain Undercrossing
- San Tomas Aquino Creek Trail Underpass at 49er Stadium
- Latimer Avenue Bicycle/Pedestrian Overcrossing

COMPLETE TEXT OF MEASURE B-Continued

- Bicycle/Pedestrian safety education at approximately 200 schools
- Implementation of Pedestrian Access to Transit Plan (VTA)*
- Bike amenities at transit stops and on transit vehicles
- Countywide Vision Zero Program (VTA)*
- Highway 9 Pedestrian Safety Improvements

*These plans are currently being developed/updated and projects are being identified.

**ATTACHMENT B
ENVISION HIGHWAY PROGRAM CANDIDATE LIST**

Project

- US 101 Improvements in the cities of Palo Alto and Mountain View to address regional connectivity and circulation between San Antonio Road and Charleston Road at the US 101/San Antonio Road, US 101/Rengstorff/Charleston Road and US 101/Shoreline Boulevard interchanges.
- SR 85/SR 237 Area Improvements in Mountain View to address mainline congestion and regional connectivity through the SR 85/SR 237 connector, SR 85/El Camino Real interchange, and the SR 237/El Camino/Grant Road interchange.
- SR 237/US 101/Mathilda Avenue Area Improvements in Sunnyvale to address local roadway congestion.
- SR 237 Corridor Improvements in the cities of San Jose, Santa Clara and Milpitas to address mainline congestion and regional connectivity by addition of SR 237 westbound/eastbound auxiliary lanes between Zanker Road and North First Street, improvements at the SR 237/Great America Parkway westbound off-ramp, and replacement/widening of the Calaveras Boulevard structures over the UPRR tracks.
- West County Improvements along I-280 in Cupertino, Los Altos, Los Altos Hills and Sunnyvale to address mainline congestion with mainline and interchange improvements from Magdalena Avenue to the San Mateo County line.
- SR 85/I-280 Area Improvements in Cupertino, Los Altos, and Sunnyvale to address regional connectivity through a northbound I-280 braided ramp between SR 85 and Foothill Boulevard and improvements at the northbound I-280 off-ramp to Foothill Boulevard.
- US 101/Trimble Road/De La Cruz Boulevard to Zanker Road Area Improvements to address local roadway connectivity and mainline congestion in San Jose and Santa Clara with US 101/Trimble Road/De La Cruz Boulevard interchange improvements, southbound US 101/SB 87 connector improvements, and a new US 101/Zanker Road interchange.
- US 101/Old Oakland Road Improvements in San Jose to address local roadway congestion, access and connectivity.
- A new interchange at US 101/Mabury Road in San Jose to address regional access.
- I-680 Corridor Improvements in San Jose to address mainline congestion and regional connectivity by improving the I-680/Alum Rock Avenue and I-680/McKee Road interchanges.
- I-280/Lawrence Expressway/Stevens Creek Boulevard Interchange Improvements to address mainline and local roadway congestion.

COMPLETE TEXT OF MEASURE B-Continued

I-280/Saratoga Avenue Interchange Improvements to address local circulation and mainline congestion.

I-280/Winchester Boulevard Area Improvements in Santa Clara and San Jose to address regional connectivity and local circulation.

SR 87 Corridor Technology-based Improvements in San Jose to address mainline congestion and system reliability through the implementation of technology-based operational improvements to the freeway.

Highway 17 Corridor Congestion Relief: Upgrade Highway 17/9 interchange to improve pedestrian and bicycle safety, mobility, and roadway operations; deploy advanced transportation technology to reduce freeway cut through traffic in Los Gatos, including traffic signal control system upgrades in Los Gatos, Traveler Information System, advanced ramp metering systems; support Multi-Modal Congestion Relief Solutions, including enhanced Highway 17 Express Bus service, implementing local bus system improvements that reduce auto trips to schools, work, and commercial areas in Los Gatos; and develop park and ride lots to serve as transit hubs for express bus, shuttles, local bus system connections.

SR 17 Southbound/Hamilton Avenue Off-ramp Widening Improvements in Campbell to address mainline congestion and local circulation.

SR 17/San Tomas Expressway Improvements in Campbell to address mainline congestion and local circulation.

US 101/Blossom Hill Boulevard Improvements in San Jose to address local roadway congestion and connectivity, including for bicyclists and pedestrians.

US 101 Improvements in Gilroy to address mainline congestion and regional connectivity with a new US 101/Buena Vista Avenue interchange and US 101/SR 152 10th Street ramp and intersection improvements.

SR 152 Corridor Improvements in Gilroy including US 101/SR 25 interchange improvements to address regional connectivity and goods movement network improvements.

I-280/Wolfe Road Interchange Improvements in Cupertino to address mainline congestion and improve local traffic circulation.

I-880/Charcot Avenue Overcrossing in San Jose to address local relief circulation and adjacent I-880 interchanges congestion relief.

Noise Abatement Projects in Santa Clara County to implement treatments to address existing freeway noise levels throughout the county.

Intelligent Transportation Systems (ITS) Projects in Santa Clara County such as integrated corridor management systems, traffic operations systems, ramp metering, managed lanes, and local traffic signal control systems to address freeway mainline congestion and local roadway congestion caused by cut-through traffic.

COMPLETE TEXT OF MEASURE B-Continued

**ATTACHMENT C
SANTA CLARA COUNTY EXPRESSWAY IMPROVEMENTS
(TIER 1)**

Project

- Almaden Expressway at SR-85-Interim Improvements
- Almaden Expressway at Branham Lane Intersection Improvements
- Almaden Expressway at Camden Ave Intersection Improvements
- Capitol Expressway Widening and Interchange Modifications between I-680 and Capitol Avenue
- Central Expressway at Thompson Intersection Improvements
- Foothill Expressway Auxiliary Lanes between El Monte and San Antonio
- Lawrence Expressway at Homestead Road Interim Improvements
- Lawrence Expressway at Homestead Road Grade Separation
- Lawrence Expressway from Reed/Monroe to Arques Grade Separation
- Montague Expressway Complete 8-lane Widening including HOV lanes and Auxiliary Lanes between Great Mall and McCarthy/O'Toole
- Oregon-Page Mill Widening (possible HOV lanes) and Trail between I-280 and Foothill Expressway
- Oregon-Page Mill Intersection Improvements between Porter and Hansen
- Oregon-Page Mill/El Camino Real Intersection Improvements
- San Tomas Expressway Widening and Trail between Homestead and Stevens Creek
- Santa Teresa-Hale Corridor Road and Trail between Dewitt and Main
- Santa Teresa-Hale Corridor Widening and Trail between Long Meadow and Fitzgerald
- SR 17/San Tomas Expressway Interim Improvements
- I-280/Foothill Expressway Interchange Modifications and Auxiliary Lane to Homestead
- I-280/Oregon-Page Mill Road Interchange Reconfiguration
- Expressway ITS/Signal System Countywide

**ATTACHMENT D
TRANSIT OPERATIONS CANDIDATE PROJECTS AND
PROGRAMS LIST**

- Expand mobility services and affordable fare programs for seniors, disabled, students and low-income riders.
- This project would provide funds to develop and expand senior and disabled transportation mobility programs and services. The proposed program would provide mobility options such as coordinated eligibility services and enhanced mobility options provided in a secure and safe manner for the most vulnerable and underserved residents in the County, such as seniors and persons with disabilities. It would support mobility options including maintaining the paratransit service coverage area and service expansion by extending hours of operation and weekend service. The funds would also establish permanent and augment discount fare programs to increase transit access for low-income, underserved and vulnerable populations unable to afford standard fares.

COMPLETE TEXT OF MEASURE B-Continued

- Enhance Frequent Core Bus Network.

The project would upgrade service frequency on VTA's top core network routes to 15-minutes or faster. Some specific examples include expanding the number of high frequency core routes and expanding the schedule of existing services. This may also include enhancing frequency of services during early mornings, evenings and weekends in order to improve convenience, reliability, connectivity, ridership, farebox recovery and support local land use plans. The upgrade would improve the quality of service for vulnerable, underserved and transit dependent populations as well as existing riders and attract new riders which would decrease vehicle miles traveled, traffic congestion and pollution.

- Improve amenities at bus stops to increase safety, security and access.

The project would provide funds for system wide improvements to bus stops, transit centers and stations including new and replacement shelters, lighting, access improvements including safe sidewalk connections, passenger information signs and security.

- Support new innovative transit service models to address first/last mile connections.

The project would support affordable new innovative transit service models to address first/last mile connections including FLEX type services, dynamic on-demand subscription shuttles and partnerships with other demand responsive service providers serving vulnerable, underserved and transit dependent populations.

ARGUMENT IN FAVOR OF MEASURE B

Uncommon allies united for a common goal: Relieve Traffic; Repair our Roads. That's why the League of Women Voters, San Jose Silicon Valley Chamber of Commerce, League of Conservation Voters, former U.S. Transportation Secretary Norman Mineta and Senator Dianne Feinstein are championing Measure B to provide vital local funding to fill potholes, maintain roads and reduce traffic throughout Santa Clara County.

We are fortunate to enjoy a special quality of life here. Unfortunately, many of Santa Clara County's roads are in dire need of repair and we're spending too much time trapped in traffic. We need meaningful countywide congestion relief.

Measure B will:

- Finish the BART extension to downtown San Jose and Santa Clara
- Relieve traffic congestion on all 10 Expressways (Almaden, Capitol, Central, Foothill, Lawrence, Montague, Page Mill, San Tomas, Santa Teresa, Hale) and key highway interchanges
- Protect and enhance transit options for seniors, the disabled, students and the poor
- Repair roads and fix potholes in all 15 cities
- Improve bicycle and pedestrian safety, especially near schools
- Increase Caltrain capacity, easing highway congestion and improving safety at grade crossings
- Connect BART/Caltrain in downtown San Jose and Santa Clara, with platform-to-platform connections, to finally provide rapid rail around the entire Bay Area

Voting YES on Measure B provides Santa Clara County with a source of locally controlled funding to repair and maintain our roads and improve safety. Measure B helps Santa Clara County secure state and federal matching funds, otherwise lost to other regions.

The state or federal government cannot take away Measure B funds. We need to act now; the longer we wait, the more expensive these improvements become.

Measure B mandates strong taxpayer safeguards, including independent financial audits with citizen oversight. Elected leaders will be held accountable to spend funds as promised.

Measure B repairs our roads and contributes to a better quality of life throughout Santa Clara County. Join us in supporting Measure B.

ARGUMENT IN FAVOR OF MEASURE B-Continued

www.YesMeasureB.com

/s/ Roberta Hollimon
Chair, Council of the Leagues of Women Voters of Santa Clara County

/s/ Matthew Mahood
President & CEO, San Jose Silicon Valley Chamber of Commerce

/s/ Rod Diridon, Sr.
Chair Emeritus, League of Conservation Voters of Santa Clara County

/s/ Michael E. Engh
President, Santa Clara University

/s/ Darryl Von Raesfeld
Fire Chief, City of San Jose (Retired)

REBUTTAL TO ARGUMENT IN FAVOR OF MEASURE B

Has your commute improved since Measure A in 2000? One thing is abundantly clear: If VTA actually could deliver "meaningful countywide congestion relief" they would have done it by now. This is a promise they can't deliver on.

Measure B would add a big increase to an already hefty transportation sales tax. What confidence do you have that you will ever benefit from it?

Look at the performance of Measure A from 2000. VTA's Capital Program Dashboard shows that no Measure A projects have been completed. The most expensive project, BART to Santa Clara, was cut in half. Why trust that Measure B will be any different? Voters deserve to see projects delivered before being asked to pay more taxes!

We've seen all this before: traffic keeps getting worse. The billions spent from existing taxes are not making our lives better. Clearly, the strategy doesn't work. Doing more of the same will continue to produce unacceptable results.

Measure B is a recipe for failure. We need a new direction. For example, voters need to consider whether major employers should pay more to reduce the congestion impacts of their employees' commutes.

Voting NO on Measure B sends a strong message: Find a new direction for our county--one that is good for the environment, good for the economy, and good for our health.

Please vote NO on Measure B. After the "bait and switch" of 2000's Measure A, let's not give VTA a \$6.3 billion blank check.

/s/ Michael J. Ferreira
Executive Committee Chair, Loma Prieta Chapter, Sierra Club

/s/ Mark W.A. Hinkle
President of the Silicon Valley Taxpayers Association

/s/ John M. Inks
Mountain View City Councilmember

/s/ Elizabeth C. Brierly
Santa Clara County Homeowner and Lifelong Resident

ARGUMENT AGAINST MEASURE B

Each year you are stuck in worse congestion. The 1% sales tax you've paid for the past thirty years to "relieve traffic" hasn't worked. Will raising the tax by 44% really "relieve traffic"?

Santa Clara County has tremendously congested roadways and one of the very worst performing light rail systems in the nation. Bus service is unusable and scheduled to get worse.

Population has increased since 2001, while transit ridership has declined 23 percent. If allowed to continue, the whole county will end up in gridlock.

Let's not put even more money into a failed strategy!

Here is the actual list of projects promised by Measure A in 2000, and what happened since then:

- Connect BART to Milpitas, San Jose, Santa Clara (project was cut in half and is still not complete)
- Build rail connection from San Jose Airport to BART, Caltrain, light rail (project canceled)
- New vehicles for disabled access, senior safety, clean air buses (completed)
- New light rail throughout Santa Clara County (one corridor changed into a bus lane project; other corridors canceled)
- Expand, electrify Caltrain (project is delayed more than 15 years)
- Increase rail, bus service (2015 service was 13% below 2001 levels)

The County Civil Grand Jury determined in 2004 that "The VTA Board has proceeded with a transit capital improvement plan that cannot accomplish all that was promised in Measure A." That certainly turned out to be the case.

Why vote for another bait-and-switch?

This election will be close. Your vote can help defeat this tax increase and send a message that new thinking is needed. Air quality and climate change demand new solutions.

For short and long-term traffic relief, please vote No.

Demand a new direction!

ARGUMENT AGAINST MEASURE B-Continued

For more information: www.No2VTAmMeasureB.org
Twitter: #No2VTAmMeasureB
Phone: 408-604-0932

/s/ Gladwyn d' Souza
Regional Chair, Loma Prieta Chapter, Sierra Club

/s/ Mark W.A. Hinkle
President: Silicon Valley Taxpayers Association

/s/ John M. Inks
Mountain View City Councilmember

/s/ Andy Chow
President, BayRail Alliance

/s/ Elizabeth C. Brierly
San Jose Homeowner & Lifelong Santa Clara County Resident

REBUTTAL TO ARGUMENT AGAINST MEASURE B

When reading the argument against Measure B, please consider the sources and review the facts for yourself. The opponents offer no solutions to the traffic congestion we face every day.

Some of the organizations signing the argument against Measure B have histories of opposing absolutely everything, including measures to support our schools, parks and public safety.

The text of their argument is even less credible.

Here are the facts:

*The first segment of the BART extension is running \$75 million under budget and a year ahead of schedule, with passenger service beginning in fall 2017.

*Thanks to major investments, electrification of Caltrain will begin in 2020, which helps nearly double ridership capacity from 65,000 daily trips to 110,000.

Why is Measure B important? Please review the official ballot question for yourself. Measure B will accomplish the following while also mandating annual audits by an independent citizens watchdog committee to ensure accountability:

- Repair streets and fix potholes in all 15 cities & towns
- Finish the BART extension to downtown San Jose and Santa Clara
- Improve bicycle/pedestrian safety, especially near schools
- Increase Caltrain capacity, ease highway congestion and improve safety at crossings
- Relieve traffic on all 10 expressways and key highway interchanges
- Enhance transit for seniors, students, low-income citizens and the disabled

All of us are Santa Clara County taxpayers and residents (the signers of the argument against cannot say the same thing). Please join community leaders and organizations

from across Santa Clara County in supporting Measure B for better commutes and better roads.

REBUTTAL TO ARGUMENT AGAINST MEASURE B-Continued

www.YesMeasureB.com

/s/ Yoriko Kishimoto
Friends of Caltrain Chair and Board President of the Midpeninsula Regional Open Space District

/s/ Glenn M. Grigg
Traffic Engineer, City of Cupertino (Ret.)

/s/ Mark Turner
President/CEO, Gilroy Chamber of Commerce

/s/ Tony Siress
President/CEO Mountain View Chamber of Commerce

/s/ Teresa Alvarado
San Jose Director, SPUR

Appendix B - 2016 Measure B Program Detailed Allocations by Program Category

Local Streets and Roads - \$378,039,436 total

Member Agency	Previous Allocations	FY 2025 Allocation	Total Allocation through FY 2025
Campbell	\$6,396,344	\$1,111,405	\$7,507,749
Cupertino	\$8,994,495	\$1,546,724	\$10,541,220
Gilroy	\$8,456,021	\$1,537,876	\$9,993,897
Los Altos	\$4,648,516	\$818,018	\$5,466,534
Los Altos Hills	\$1,282,704	\$217,958	\$1,500,662
Los Gatos	\$4,714,718	\$857,873	\$5,572,591
Milpitas	\$11,473,013	\$2,097,562	\$13,570,575
Monte Sereno	\$542,863	\$90,505	\$633,368
Morgan Hill	\$6,849,518	\$1,205,283	\$8,054,800
Mountain View	\$12,322,771	\$2,176,053	\$14,498,823
Palo Alto	\$10,269,857	\$1,750,749	\$12,020,605
San Jose	\$154,470,168	\$25,337,167	\$179,807,335
Santa Clara	\$19,284,541	\$3,376,457	\$22,660,998
Saratoga	\$4,669,264	\$795,728	\$5,464,992
Sunnyvale	\$23,161,945	\$4,053,866	\$27,215,811
Santa Clara County	\$45,793,609	\$7,735,865	\$53,529,474
Total	\$323,330,348	\$54,709,088	\$378,039,436

BART Phase II - \$897.6M total

Previous Allocations	\$150M
FY 2024 & FY 2025 Total Allocation	\$747.60M
Total	\$897.60M

Caltrain Grade Separation - \$180M total

Previous Allocations	\$71M
FY 2024 & FY 2025 Total Allocation	\$107M
Total	\$178M

Caltrain Corridor Capacity Improvements - \$42.45M total

Previous Allocations	\$42.45M
FY 2024 & FY 2025 Total Allocation	\$0M
Total	\$42.45M

Bicycle and Pedestrian

Education and Encouragement Subcategory - \$76.3M total

Member Agency	Previous Allocations	FY 2025 Allocation	Total Allocation through FY 2025
Campbell	\$33,819.28	\$36,966.04	\$270,785.32
Cupertino	\$298,020.27	\$47,528.21	\$345,548.48
Gilroy	\$288,245.23	\$47,313.53	\$335,558.76
Los Altos	\$189,903.00	\$29,847.58	\$219,750.58
Los Altos Hills	\$70,852.51	\$10,000.00	\$80,852.51
Los Gatos	\$190,966.61	\$30,814.59	\$221,781.20
Milpitas	\$177,670.96	\$60,893.18	\$238,564.14
Monte Sereno	\$70,366.20	\$10,000.00	\$80,366.20
Morgan Hill	\$247,848.94	\$39,243.80	\$287,092.74
Mountain View	\$385,528.03	\$62,797.61	\$448,325.64
Palo Alto	\$333,726.35	\$52,478.46	\$386,204.81
San Jose	\$4,051,825.93	\$624,756.23	\$4,676,582.16
Santa Clara	\$567,084.96	\$91,923.05	\$659,008.01
Saratoga	\$188,697.18	\$29,306.79	\$218,003.97
Sunnyvale	\$662,677.38	\$108,359.03	\$771,036.41
Countywide/VTA	\$1,832,410.28	\$427,409.36	\$2,259,819.64
Total	\$9,789,643.11	\$1,709,637.46	\$11,499,280.57

⁽¹⁾ Discrepancies due to rounding may occur

Capital Projects Subcategory - \$62.6M total

Previous Allocations	\$45.11M
FY 2024 & FY 2025 Total Allocation	\$17.49M
Total	\$62.6M

Planning Studies Subcategory - \$3.91M total

Previous Allocations	\$2.82M
FY 2024 & FY 2025 Total Allocation	\$1.09M
Total	\$3.91M

Highway Interchanges - \$436.85M total

Project Title	Total Allocation through FY 2025
Highway Program Management Oversight	\$0.40M
SR 17 Southbound/Hamilton Ave. Off-Ramp Widening	\$1.00M
SR 17/San Tomas Expressway Interim Improvements	\$1.00M
Hwy. Transportation Operations System/Freeway Performance Initiative Phase 1 & 2	\$3.00M
Noise Abatement Program (Countywide)	\$4.00M
I-280/Wolfe Rd. Interchange Improvements	\$107.24M
I-280 Northbound: Second Exit Lane to Foothill Expressway	\$5.50M
Highway 17 Corridor Congestion Relief including SR 17/SR 9 interchange	\$13.20M
US 101/SR 25 Interchange	\$76.80M
Calaveras Boulevard Widening	\$9.60M
Calaveras Boulevard Widening - Near-term improvements	\$5.00M
SR 237 Westbound On-Ramp at Middlefield Road	\$6.30M
US 101 Interchanges Improvements: San Antonio Rd. to Charleston Rd./Rengstorff Ave.	\$7.32M
US 101 Southbound/Trimble Rd./De La Cruz Blvd./Central Expwy. Interchange Improvements	\$47.55M
Double Lane Southbound US 101 off-ramp to Southbound SR 87	\$3M
US 101/Mabury Rd./Taylor St. Interchange Construction	\$3M
I-280/Winchester Blvd. Interchange Improvements	\$20.57M
SR 87 Technology-based Corridor Improvements - (SR 87 Charcot On-ramp HOV Bypass)	\$2.70M
US 101/Zanker Rd./Skyport Dr./Fourth St. Interchange Improvements	\$18.47M
US 101/Blossom Hill Rd. Interchange Improvements	\$41.50M
Charcot Overcrossing	\$27.50M
SR 237/Mathilda Ave. and US 101/Mathilda Ave. Interchange Improvement + follow-up Landscaping	\$21.30M
US 101/SR 152/10th Street Interchange Improvement	\$4.60M
US 101/Shoreline Blvd NB Off-ramp Realignment and Bus Lane	\$5.00M
US 101/SR 25 Santa Teresa Blvd. Extension	\$1.30M
Total	\$436.85M

County Expressways - \$54.3M total

Previous Allocations	\$50M
FY 2024 & FY 2025 Total Allocation	\$4.30M
Total	\$54.30M

SR 85 Corridor - \$21.12M total

Previous Allocations	\$21.12M
FY 2024 & FY 2025 Total Allocation	\$3M
Total	\$24.12M

Transit Operations - \$112.78M total

Transit Operations Subcategory	Previous Allocations	FY 2025 Allocation	Total Allocation through FY 2025
Frequent Core Bus Network	\$94,800,000	\$16,640,000	\$111,440,000
Innovative Transit Service Models	\$10,940,000	\$1,820,000	\$12,760,000
Affordable Fare Programs	\$19,580,000	\$3,420,000	\$23,000,000
Bus Stop Amenities	\$4,500,000	\$1,740,000 (FY 2024 & FY 2025)	\$6,240,000
Total	\$112.78M	\$22,800,000	\$153,450,000

Administration - \$16M total

Previous Allocations	\$16,875,000
FY 2024 Allocation	\$2,000,000
Total	\$18,875,000

2016 Measure B 10-year Program and Biennial Budget Principles

Adopted by the VTA Board of Directors April 1, 2021

Comply with the language of the ballot measure (including any amendments approved pursuant to the ballot language)

- Provide funding to all nine program categories over the life of the measure in the ratios established in the ballot language. The VTA Board of Directors may modify these ratios as specified in the ballot language.

Invest in all nine program categories throughout the 10-year period, as long as funding remains available in the program category, with the understanding that there may not be allocations in all categories annually.

- To the extent possible, allocate some level of funding to all nine program categories throughout the ten-year period. Once 30-year program category allocation ratios are fulfilled, no additional allocations will be made in future 10-year plans. Since funding for capital projects tends to be “lumpy” to fit the different stages of project development, there will not necessarily be annual investments in some program categories

Apply ballot-established ratios to Formula-based programs on an annual basis

- Fund the Local Streets and Roads, Bicycle/Pedestrian and Transit Operations program categories each year, based on their ratio of the estimated Program Tax Revenues. A true-up for each Formula-based program category will occur in the first fiscal year of each biennial budget cycle.

Apply Board-approved project readiness selection criteria to Need/Capacity-based programs for projects to be included in the 10-year Program and Biennial Budget, and apply specific project prioritization processes for each program consistent with the 25% cap of Program Tax Revenues on the BART Phase II program category and all ratios applicable to each category

- Require projects in the Need/Capacity-based programs to meet criteria approved by the VTA Board of Directors in order to be included within the 10-year Program or Biennial Budget. Every two years, the projected revenues will be updated, the ratio share for each of the Need/Capacity-based programs recalculated, and the 10-year Program and biennial budget recommendations adjusted accordingly. Total allocations to the Need-Capacity-based programs over the life of the measure will be subject to the allocation ratios contained in the ballot language.

Use financing tools, subject to approval by the VTA Board of Directors, to make funding available when projects are ready, subject to available financing capacity

- If anticipated 2016 Measure B allocation needs in a Biennial Budget surpass the projected revenues, financing tools will be used to fund the projects within that Biennial

Budget. The specific financing tool will be approved by the VTA Board of Directors at the time the funds are actually needed.

Explicitly and transparently consider opportunities from external funders, subject to the constraints of the other principles

- This principle encourages the allocation of funds in the Biennial Budget and the 10-Year Program of Projects to maximize opportunities for external funding subject to the constraints of the other principles

Appendix D - 2016 Measure B 10-Year Program Allocations

2016 Measure B Ten-Year Program Allocations: FY 2024 to FY 2033

2016 Measure B	% of Program Tax Revenue ⁽¹⁾	FY18 to FY23 Allocations	Fiscal Year									
			2024	2025	2026	2027	2028	2029	2030	2031	2032	2033
Administrative	NA	15.20	1.50	2.00	3.50	3.50	3.30	4.00	4.00	4.00	4.25	4.25
Bond Interest & Issuance Costs⁽²⁾	NA				18.59	36.91	48.55	48.90	49.65	47.70	35.44	34.14
Formula Programs⁽³⁾												
Local Streets & Roads	19.05%	270.70	52.63	54.71	53.17	51.66	51.19	52.86	54.48	56.67	60.82	62.98
Bicycle & Pedestrians	3.97%	56.39	10.23	11.40	11.08	10.76	10.67	11.02	11.35	11.81	12.67	13.12
Transit Operations	7.94%	112.78	17.87	22.80	22.16	21.53	21.34	22.03	22.71	23.62	25.35	26.25
Subtotal Formula Programs		439.87	80.73	88.90	86.42	83.95	83.20	85.91	88.55	92.09	98.84	102.35
Need/Capacity Based Programs⁽⁴⁾												
BART Phase II	23.81%	150.00	425.00	150.00	450.00	220.00	0.00	110.00	350.00	85.00	57.00	90.00
Caltrain Grade Separation	11.11%	71.00	10.00	97.00	123.00	205.00	175.00	0.00	24.00	0.00	0.00	52.00
Caltrain Corridor Capacity ⁽⁵⁾	4.98%	42.45	-	-	2.00	2.00	2.00	2.00	2.00	2.00	2.00	2.00
Highway Interchanges	11.90%	364.79	10.36	38.00	105.20	15.05	-	-	-	-	-	-
County Expressways	11.90%	50.00	0.30	4.00	10.00	28.00	-	-	8.00	-	-	-
SR 85 Corridor ⁽⁶⁾	5.56%	14.50	-	-	5.00	5.00	15.00	200.00	-	-	-	-
Subtotal Need/Capacity-based Programs		692.74	445.66	289.00	695.20	475.05	192.00	312.00	384.00	87.00	59.00	144.00
TOTAL 2016 MEASURE B ALLOCATION		1147.81	527.89	379.90	803.71	599.41	327.75	450.81	526.20	230.79	197.53	284.74

⁽¹⁾ May not add due to rounding.

⁽²⁾ Illustrative only and subject to change. Any use of financing requires Board approval.

⁽³⁾ FY 2024 trues up previous allocations for formula-based categories.

⁽⁴⁾ Both FY 2024 & FY 2025 allocations are available at the beginning of FY 2024.

⁽⁵⁾ Previously approved allocations available and sufficient for projected FY 2024/FY 2025 needs Remaining year allocations currently in development.

⁽⁶⁾ Previously approved allocations available and sufficient for projected FY 2024/FY 2025 needs.

2016 Measure B Need/Capacity-based Program Project Readiness Criteria

Adopted by the VTA Board on May 6, 2021

Criterion #1: Project delivery status

Allocations for projects in the 10-year Program will be based on project delivery phases and completion of each phase. Projects must complete prior delivery phase(s) as a prerequisite for allocation of funds in a Biennial Budget for the next phase.

As an example, *a project for which design funding is requested* in the Biennial Budget would need to have completed the environmental phase and have the environmental document approved by the appropriate governing body. A project may be included in the 10-year Program for a specific project delivery phase even if it is not included in the Biennial Budget.

Criterion #2: Funding status

Project must have non-2016 Measure B match funds identified for inclusion in the 10-year Program and secured for a Biennial Budget allocation.

As an example, *a project for which design funding is requested* in the Biennial Budget would need to have non-2016 Measure B funds secured in the project sponsor's adopted budget for the design period. If the project is requesting design funding for the 10-year Program, that project must identify a funding plan for the remaining phases of the project.

Criterion #3: Partner agency/community support

Partner agencies must be identified for inclusion in the 10-year Program. Community, permitting agency and partner agency support must be demonstrated for a Biennial Budget allocation.

As an example, *a project for which design funding is requested* in the Biennial Budget must have letters of agreement or memoranda of understanding executed with all partner agencies that support the continued development of the project, and legal challenges impacting the project schedule must be resolved before funding is approved in the Biennial Budget. If the project is requesting design funding in the 10-year Program, all partner agencies involved with the project must be identified.

2016 Measure B Local Streets & Roads Program Guidelines

[Revised and approved by VTA Board of Directors: August 4, 2022]

To be returned to the cities and the County on a formula basis to be used to repair and maintain the street system. The allocation would be based on the population of the cities and the County of Santa Clara's road and expressway lane mileage. Cities and the County will be required to demonstrate that these funds would be used to enhance and not replace their current investments for road system maintenance and repair. The program would also require that cities and the County apply Compete Streets best practices in order to improve bicycle and pedestrian elements of the street system. If a city or the County has a Pavement Condition Index score of at least 70, it may use the funds for other congestion relief projects.

Total Funding

19.05% of Program Tax Revenues

Program Type

- Formula-based program

Distribution of Funds

- Funds will be allocated on a two-year cycle, in conjunction with the VTA Biennial Budget process.
- Funds are allocated on an annual basis, based on the application of the ballot-established ratio to the estimated Program Tax Revenue. The allocations are calculated in two steps:
 1. Multiplying the ballot-established ratio by the projected Program Tax Revenues for that fiscal year.
 2. Reconciling prior allocations, which were based on estimated Program Tax Revenues, with actual Program Tax Revenues (referred to as a "true-up process"). This true-up process will occur in the first fiscal year of each biennial budget cycle.
- Allocations to Cities and County (Agencies) are calculated by formula as stated in the 2016 Measure B ballot language.
- The 2016 Measure B Program Office will notify agency of allocation for two-year cycle.
- Agencies received a one-time advance per the master agreements, with subsequent funds available on a reimbursement basis.

Implementation

- VTA and individual agencies will enter into master funding agreements.
- Agencies are required to submit each fiscal year:
 - Program of projects;
 - Maintenance of Effort certification; and
 - Complete Streets Checklist reporting requirements.

- For agencies with a Pavement Condition Index (PCI) of 70 or higher, the program of projects may also include congestion relief projects and programs.
 - The agency must submit a memo requesting the use of funds for the congestion relief project, describing the project and how it will reduce congestion.
 - The 2016 Measure B Program Office will review the request and provide written notice that the project qualifies for Local Streets & Roads funds.
- For agencies with a PCI of 69 or lower, the program of projects is limited to projects that repair and maintain the street system.
- VTA will review the program of projects to ensure that all projects are eligible for funding.
- If an agency with a PCI of 70 or higher should have their PCI fall below 70, the agency must redirect all funding to repair and maintenance of the street system in the following cycle.
- Funds are distributed on a reimbursable basis.

Requirements

- Individual agencies must certify and submit on a fiscal year basis, a Maintenance of Effort report to maintain a level of expenditures on 2016 Measure B Local Streets & Roads eligible activities equivalent to the average expenditures on roadway and related maintenance activities from the agency's general fund during FY10 to FY12. This certification will be submitted with their Annual Program of Projects.
- All projects must comply with VTA's Complete Streets reporting requirements.
- All collateral material must comply with 2016 Measure B branding requirements.
- Agencies will submit annual reports detailing the progress on the previous program of projects. The information will be placed on the 2016 Measure B transparency website to keep the public informed on 2016 Measure B spending.

2016 Measure B BART Phase II Program Guidelines

[Revised and approved by VTA Board of Directors: August 4, 2022]

To fund the planning, engineering, construction and delivery costs of BART Phase II, which will create a new regional rail connection by extending BART from the Berryessa Station in San Jose to Santa Clara with stations at Alum Rock/28th Street, downtown San Jose, San Jose Diridon Station and Santa Clara.

Total Funding

23.8% of Program Tax Revenues - capped at a maximum of 25% of Program Tax Revenues.

Program Type

Need/Capacity-based program

- Must comply with Board-approved Project Readiness Criteria

Project Readiness Criteria

- Project delivery status: Allocations for projects in the 10-year Program will be based on project delivery phases and completion of each phase. Projects must complete prior delivery phase(s) as a prerequisite for allocation of funds in a Biennial Budget for the next phase.
- Funding status: Project must have non-2016 Measure B match funds identified for inclusion in the 10-year Program and secured for a Biennial Budget allocation.
- Partner agency/community support: Partner agencies must be identified for inclusion in the 10-year Program. Community, permitting agency and partner agency support must be demonstrated for a Biennial Budget allocation.

Distribution of Funds

- Funds will be allocated on a two-year cycle, in conjunction with the VTA Biennial Budget process.
- As the project moves forward and meets the Project Readiness criteria the Silicon Valley BART Phase II project team will submit requests to the 2016 Measure B Program Office for inclusion in the Biennial Budget and/or 10-year Program.
- The 2016 Measure B Program Office will program funding based on the Project Readiness criteria in the Biennial Budget and/or 10-year Program to complete project.
- Funds will be distributed on a reimbursable basis.

Requirements

- Project requires a minimum 10% non-2016 Measure B contribution.
- Project must comply with VTA's Complete Streets reporting requirements.
- Project must comply with 2016 Measure B program oversight requirements.
- All collateral material must comply with 2016 Measure B branding requirements.

2016 Measure B Bicycle & Pedestrian Program Guidelines

[Revised and approved by VTA Board of Directors: August 4, 2022]

To fund bicycle and pedestrian projects of countywide significance identified by the cities, County and VTA. The program will give priority to those projects that connect to schools, transit and employment centers; fill gaps in the existing bike and pedestrian network; safely cross barriers to mobility; and make walking or biking a safer and more convenient means of transportation for all county residents and visitors. Bicycle and pedestrian educational programs such as Safe Routes to Schools, will be eligible for funding.

Total Funding

3.97% of Program Tax Revenues

Program Type

Formula-based program

Distribution of Funds

- Funds will be allocated on a two-year cycle, in conjunction with the VTA Biennial Budget process.
- Funds are allocated on an annual basis, based on the application of the ballot-established ratio to the estimated Program Tax Revenue. The allocations are calculated in two steps:
 1. Multiplying the ballot-established ratio by the projected Program Tax Revenues for that fiscal year.
 2. Reconciling prior allocations, which were based on estimated Program Tax Revenues, with actual Program Tax Revenues (referred to as a “true-up process”). This true-up process will occur in the first fiscal year of each biennial budget cycle.
- The program will consist of three sub-categories: Education & Encouragement Programs, Planning Studies, and Capital Projects.
- A minimum of 80% of available program category funds will be allocated to Capital Projects.
- A maximum of 15% of available program category funds will be set aside for Education & Encouragement. The funds will be allocated as follows:
 1. 25% for countywide (including targeting unincorporated areas) education & encouragement programs
 2. Remaining funds allocated by city population formula with a \$10,000 annual minimum allocation per city
- A maximum of 5% of available program category funds will be allocated to Planning Studies.
- If the Planning Studies or Capital Projects competitive grant cycle is not fully awarded, the balance of funds from that cycle will roll into its next call for projects cycle.

Implementation

- Only projects currently listed on Attachment A of 2016 Measure B are eligible.

- **Education & Encouragement (Formula Distribution)**
 - VTA and individual agencies will enter into a Master Agreement for Education & Encouragement funds.
 - The 2016 Measure B Program Office will notify agency of allocation for two-year cycle.
 - Funds will be distributed on a reimbursable basis.
 - Agency will submit annual education & encouragement work program and annual progress report.
 - Education & Encouragement funds may be banked for a maximum of three years with explanation of banking purposes upon approval by the 2016 Measure B Program Office.
 - The 2016 Measure B Program Office will conduct an assessment regarding the effectiveness of the program.

- **Capital Projects & Planning Studies (Competitive Grants)**
 - Only a public agency can serve as a project sponsor. Other entities must partner with a public agency to apply for a grant.
 - The grant program contains two categories:
 - Capital projects
 - Activities leading to/including:
 - Environmental Clearance
 - Design
 - Right of Way
 - Construction
 - Construction grant requests must include cost estimates supported by 30% to 35% design.
 - Planning studies
 - Includes planning studies to support capital project development for those projects currently listed on Attachment A of 2016 Measure B. It does not include general/master planning efforts.
 - The minimum grant award is \$50,000.
 - The maximum grant award per sponsoring agency can be no more than 50% of the total available funds per call for projects per cycle, unless the cycle is undersubscribed.
 - The 2016 Measure B Program Office developed project criteria in conjunction with the VTA Technical Advisory Committee (TAC) Capital Improvement Program Working Group and incorporated input from the TAC and Bicycle & Pedestrian Advisory

Committee (BPAC).

- Scoring committees for the grant programs will be comprised of three BPAC members, three Member Agency staff, and one VTA staff person. If enough BPAC or Member Agency staff are not available as described above, Board-adopted scoring committee policy will be followed.

Criteria

- Capital Projects and Planning Studies will be scored on criteria that supports the language in 2016 Measure B, including but not limited to:
 - Countywide significance
 - Connection to/serves schools, transit, or employment centers
 - Fills gaps in bicycle/pedestrian network
 - Provides safer crossings of barriers
 - Makes walking or biking safer
 - Makes walking or biking more convenient
 - Other criteria to consider:
 - Safety benefits
 - Increase in bicycle and pedestrian usage
 - Community support
 - Project readiness
 - Projects serve Equity Priority Communities or vulnerable populations with specific needs
 - Non-2016 Measure B contribution

Requirements

- Competitive grant projects require a minimum 10% non-2016 Measure B contribution.
- Reporting requirements will be detailed in agreements executed with VTA for project funding.
- VTA Complete Streets reporting requirements are required for Planning Studies and Capital Projects.
- All projects must comply with 2016 Measure B program oversight requirements.
- All collateral material must comply with 2016 Measure B branding requirements.

2016 Measure B Caltrain Grade Separation Program Guidelines

[Revised and approved by VTA Board of Directors: August 4, 2022]

To fund grade separation projects along the Caltrain corridor in the cities of Sunnyvale, Mountain View and Palo Alto, separating the Caltrain tracks from roadways to provide increased safety benefits for drivers, bicyclists and pedestrians and also reduce congestion at the intersections.

Total Funding

11.11% of Program Tax Revenues

Program Type

Need/Capacity-based program

- Must comply with Board-approved Project Readiness Criteria

Project Readiness Criteria

- Project delivery status: Allocations for projects in the 10-year Program will be based on project delivery phases and completion of each phase. Projects must complete prior delivery phase(s) as a prerequisite for allocation of funds in a Biennial Budget for the next phase.
- Funding status: Project must have non-2016 Measure B match funds identified for inclusion in the 10-year Program and secured for a Biennial Budget allocation.
- Partner agency/community support: Partner agencies must be identified for inclusion in the 10-year Program. Community, permitting agency and partner agency support must be demonstrated for a Biennial Budget allocation.

Distribution of Funds

- Funds will be allocated on a two-year cycle, in conjunction with the VTA Biennial Budget process.
- As approved by the Board of Directors as the implementation strategy and as agreed to by VTA and the Cities of Sunnyvale, Mountain View and Palo Alto, total available program category funds will be allocated by percentage to each jurisdiction as follows:
 - City of Sunnyvale: 25%
 - City of Mountain View: 25%
 - City of Palo Alto: 50%
- At the end of the life of the sales tax, should the Program Tax Revenue available for the Grade Separation be higher than the originally estimated amount in 2017 dollars, the cities that have received their allocation based on previous percentage calculations will not receive any additional Grade Separation Program funds.
- The percentage distribution may be revised by the VTA Board of Directors.
- As candidate projects move forward and meet the Project Readiness criteria, the project sponsor will submit requests to the 2016 Measure B Program Office for inclusion in the Biennial Budget and/or 10-year Program.

- Funds will be distributed on a reimbursement basis.

Implementation

- VTA will work with the cities, Caltrain and other partners as applicable to deliver all eight grade separation projects eligible for 2016 Measure B funds.
- Based on the project's ability to meet the Project Readiness criteria, VTA will develop and enter funding agreements with individual jurisdictions for project phases.
- VTA will provide technical oversight to jurisdictions during project implementation.

Requirements

- All project sponsors must apply to the State §190 Grade Separation Program.
- Reporting requirements regarding project progress will be detailed in agreements executed with VTA for project funding.
- Projects require a minimum 10% non-2016 Measure B contribution.
- All projects must comply with VTA's Complete Streets reporting requirements.
- All projects must comply with 2016 Measure B program oversight requirements.
- All collateral material must comply with 2016 Measure B branding requirements.

2016 Measure B Caltrain Corridor Capacity Improvements Program Guidelines

[Revised and approved by VTA Board of Directors: August 4, 2022]

To fund Caltrain corridor capacity improvements and increased service in Santa Clara County in order to ease highway congestion, including: increased service to Morgan Hill and Gilroy, station improvements, level boarding, extended platforms and service enhancements.

Total Funding

4.98% of Program Tax Revenues

Program Type

Need/Capacity-based program

- Must comply with Board-approved Project Readiness Criteria

Project Readiness Criteria

- Project delivery status: Allocations for projects in the 10-year Program will be based on project delivery phases and completion of each phase. Projects must complete prior delivery phase(s) as a prerequisite for allocation of funds in a Biennial Budget for the next phase.
- Funding status: Project must have non-2016 Measure B match funds identified for inclusion in the 10-year Program and secured for a Biennial Budget allocation.
- Partner agency/community support: Partner agencies must be identified for inclusion in the 10-year Program. Community, permitting agency and partner agency support must be demonstrated for a Biennial Budget allocation.

Distribution of Funds

- Funds will be allocated on a two-year cycle, in conjunction with the VTA Biennial Budget process.
- As candidate projects move forward and meet the Project Readiness criteria, Caltrain will submit requests to the 2016 Measure B Program Office for inclusion in the Biennial Budget and/or 10-year Program.
- The 2016 Measure B Program Office will program funding based on the Project Readiness criteria in the Biennial Budget and/or 10-year Program to complete project.
- Funds for increased service to Morgan Hill and Gilroy will be distributed on a regular basis.
- Based on the project's ability to meet the Project Readiness criteria, VTA will develop and enter funding agreements.
- Funds will be distributed on a reimbursement basis.

Implementation

- Service schedule to Morgan Hill and Gilroy will be reevaluated prior to addition of increased service.

- VTA and Caltrain staff will determine operating and capital costs associated with increased service to Morgan Hill and Gilroy.
- Improvement projects will be identified by VTA and Caltrain staff after completion of Peninsula Corridor Electrification Project (PCEP) and CA High Speed Rail blended service operations and maintenance needs/issues have been identified and remedies finalized.
- Should projects (including station improvements) arise prior to the completion of the PCEP that VTA believes should move forward, VTA will work with Caltrain to develop and recommend an early implementation schedule to the VTA Board of Directors.

Requirements

- Projects require a minimum 10% non-2016 Measure B contribution.
- Capital projects in this program must comply with VTA's Complete Streets reporting requirements.
- All projects must comply with 2016 Measure B program oversight requirements.
- All collateral material must comply with 2016 Measure B branding requirements.

2016 Measure B Highway Interchanges Program Guidelines

[Revised and approved by VTA Board of Directors: August 4, 2022]

To fund highway projects throughout the valley that will provide congestion relief, improved highway operations and freeway access, noise abatement, roadway connection overcrossings, and deploy advanced technology through Intelligent Transportation Systems (ITS). Candidate Projects are set forth in Attachment B.

Total Funding

11.90% of Program Tax Revenues

Program Type

Need/Capacity-based program

- Must comply with Board-approved Project Readiness Criteria

Project Readiness Criteria

- Project delivery status: Allocations for projects in the 10-year Program will be based on project delivery phases and completion of each phase. Projects must complete prior delivery phase(s) as a prerequisite for allocation of funds in a Biennial Budget for the next phase.
- Funding status: Project must have non-2016 Measure B match funds identified for inclusion in the 10-year Program and secured for a Biennial Budget allocation.
- Partner agency/community support: Partner agencies must be identified for inclusion in the 10-year Program. Community, permitting agency and partner agency support must be demonstrated for a Biennial Budget allocation.

Distribution of Funds

- Funds will be allocated on a two-year cycle, in conjunction with the VTA Biennial Budget process.
- Funds will be distributed through two competitive grant programs: Capital Projects and Noise Abatement.
- As candidate projects move forward and meet the Project Readiness criteria, the project sponsor will submit requests to the 2016 Measure B Program Office for inclusion in the Biennial Budget and/or 10-year Program.
- The 2016 Measure B Program Office will program funding based on the Project Readiness criteria in the Biennial Budget and/or 10-year Program to complete project.
- Based on the project's ability to meet the Project Readiness Criteria, VTA will develop and enter funding agreements with the project sponsor.
- Funds will be distributed on a reimbursement basis.

Implementation

- Only projects and programs currently listed on 2016 Measure B Attachment B are eligible for Highway Interchanges program funds.

- Only VTA, Caltrans and Member Agencies can serve as an implementing agency.
- Capital Projects are in two categories:
 - Grandfathered projects and projects on the Board-adopted Highway Interchanges prioritized project list.
 - The 2016 Measure B Program Office will work with project sponsors to advance grandfathered projects and candidate projects on Board-adopted prioritized project list.
- Noise Abatement projects will be implemented through a separate competitive grant category within the Highway Interchanges Program and will have a separate eligible project list.

Requirements

- Projects require a minimum 10% non-2016 Measure B contribution.
- Reporting requirements regarding project progress will be detailed in agreements executed with VTA for project funding.
- All projects must comply with VTA's Complete Streets reporting requirements.
- All projects must comply with 2016 Measure B program oversight requirements.
- All collateral material must comply with 2016 Measure B branding requirements.

2016 Measure B County Expressways Program Guidelines

[Revised and approved by VTA Board of Directors: August 4, 2022]

To fund Tier 1 improvement projects in the County's Expressway Plan in order to relieve congestion, improve safety and increase the effectiveness of the expressway system in the county. Candidate Projects are set forth in Attachment C.

Total Funding

11.90% of Program Tax Revenues

Program Type

Need/Capacity-based program

- Must comply with Board-approved Project Readiness Criteria

Project Readiness Criteria

- Project delivery status: Allocations for projects in the 10-year Program will be based on project delivery phases and completion of each phase. Projects must complete prior delivery phase(s) as a prerequisite for allocation of funds in a Biennial Budget for the next phase.
- Funding status: Project must have non-2016 Measure B match funds identified for inclusion in the 10-year Program and secured for a Biennial Budget allocation.
- Partner agency/community support: Partner agencies must be identified for inclusion in the 10-year Program. Community, permitting agency and partner agency support must be demonstrated for a Biennial Budget allocation.

Distribution of Funds

- Funds will be allocated on a two-year cycle, in conjunction with the VTA Biennial Budget process.
- As candidate projects move forward and meet the Project Readiness criteria, the County Roads and Airports Expressways team will submit requests to the 2016 Measure B Program Office for inclusion in the Biennial Budget and/or 10-year Program.
- The 2016 Measure B Program Office will program funding based on the Project Readiness criteria in the Biennial Budget and/or 10-year Program to complete project.
- Funds will be distributed on a reimbursement basis.

Implementation

- Only projects and programs listed on Attachment C of 2016 Measure B are eligible.
- Program management of the validation, financing, phasing-strategy, and delivery of all projects and programs listed on Attachment C of 2016 Measure B are eligible costs.
- VTA and the County of Santa Clara will execute agreements for the administration and delivery of the 2016 Measure B County Expressways

Program projects.

- VTA staff will work with the County of Santa Clara to advance projects and maintain an implementation plan.
- County Expressway Policy Advisory Board (PAB) will recommend the prioritization of projects.
- The County of Santa Clara will develop project timelines based on the County Expressway PAB adopted criteria, which includes the following:
 - Project readiness
 - Complexity
 - Geographic balance and public impact
 - Timing of other funding sources
 - Additional factors
 - Safety
 - Public support
 - Gap closures

Requirements

- Program requires a minimum 10% non-2016 Measure B contribution.
- Reporting requirements regarding project progress will be detailed in agreements executed with VTA for project funding.
- All projects must comply with VTA's Complete Streets reporting requirements.
- All projects must comply with 2016 Measure B program oversight requirements.
- All collateral material must comply with 2016 Measure B branding requirements.

2016 Measure B State Route 85 Corridor Program Guidelines

[Revised and approved by VTA Board of Directors: August 4, 2022]

To fund new transit and congestion relief projects on SR 85, including a new transit lane from SR 87 in San Jose to U.S. 101 in Mountain View. Additionally this category will fund noise abatement along SR 85 and will provide funding to study transportation alternatives that include, but are not limited to, Bus Rapid Transit with infrastructure such as stations and access ramps, Light Rail Transit, and future transportation technologies that may be applicable.

Total Funding

5.56% of Program Tax Revenues

Program Type

Need/Capacity-based program

- Must comply with Board-approved Project Readiness Criteria

Project Readiness Criteria

- Project delivery status: Allocations for projects in the 10-year Program will be based on project delivery phases and completion of each phase. Projects must complete prior delivery phase(s) as a prerequisite for allocation of funds in a Biennial Budget for the next phase.
- Funding status: Project must have non-2016 Measure B match funds identified for inclusion in the 10-year Program and secured for a Biennial Budget allocation.
- Partner agency/community support: Partner agencies must be identified for inclusion in the 10-year Program. Community, permitting agency and partner agency support must be demonstrated for a Biennial Budget allocation.

Distribution of Funds

- Funds will be allocated on a two-year cycle, in conjunction with the VTA Biennial Budget process.
- As candidate projects move forward and meet the Project Readiness criteria, the project sponsor will submit requests to the 2016 Measure B Program Office for inclusion in the Biennial Budget and/or 10-year Program.
- The 2016 Measure B Program Office will program funding based on the Project Readiness criteria in the Biennial Budget and/or 10-year Program to complete project.
- Based on the project's ability to meet the Project Readiness Criteria, VTA will develop and enter funding agreements with the project sponsor.
- Funds will be distributed on a reimbursement basis.

Implementation

- VTA staff completed the SR 85 Transit Guideway Study to identify the most effective transit and congestion relief projects on SR 85, and the SR 85 Policy Advisory Board identified a preferred project that they recommended to the Board of Directors for further study.

- Projects identified by the Transit Guideway Study will be candidates for funding.
- An implementation strategy for SR 85 Corridor projects will be developed in consultation with the VTA Technical Advisory Committee.
- VTA will serve as the implementing agency for all program projects.
- Any activity on the portion of SR 85 that would preclude the implementation of a lane for transit purposes shall be suspended until the Transit Guideway Study has been received by the VTA Board of Directors.
- The five pilot projects identified in the SR 85 Noise Abatement Study are eligible for funds.
- Any eligible noise abatement project on SR 85 is eligible for these funds.

Requirements

- Program requires a minimum 10% non-2016 Measure B contribution.
- All projects must comply with VTA’s Complete Streets reporting requirements.
- All projects must comply with 2016 Measure B program oversight requirements.
- All collateral material must comply with 2016 Measure B branding requirements.

2016 Measure B Transit Operations Program Guidelines

[Revised and approved by VTA Board of Directors: August 4, 2022]

The revenue from this program category will provide additional funds specifically for bus operations to serve vulnerable, underserved, and transit dependent populations throughout the county. The goals of the program category are to increase ridership, improve efficiency, enhance mobility services for seniors and disabled, and improve affordability for the underserved and vulnerable constituencies in the county. As VTA considers modifications to bus operations and routes to improve ridership and efficiencies, these funds may also be utilized to maintain and expand service to the most underserved and vulnerable populations. The funds may be used to increase core bus route service frequencies, extending hours of operations to early morning, evenings and weekends to improve mobility, safe access and affordability to residents that rely on bus service for critical transportation mobility needs. Attachment D describes the list of Candidate Projects and Programs.

Total Funding

7.94% of Program Tax Revenues

Program Type

Formula-based program

Distribution of Funds

- Funds will be allocated on a two-year cycle, in conjunction with the VTA Biennial Budget process.
- Funds are allocated on an annual basis, based on the application of the ballot-established ratio to the estimated Program Tax Revenue. The allocations are calculated in two steps:
 - Multiplying the ballot-established ratio by the projected Program Tax Revenues for that fiscal year.
 - Reconciling prior allocations, which were based on estimated Program Tax Revenues, with actual Program Tax Revenues (referred to as a “true-up process”). This true-up process will occur in the first fiscal year of each biennial budget cycle.
- The Transit Operations Program Category funding will be allocated for the following four sub-categories identified in 2016 Measure B Attachment D:
 - **Enhance Frequent Core Bus Network** by increasing core bus route service frequencies, and expanding or adding additional evening, late night and weekend service.
 - **Expand mobility services and affordable fare programs** for seniors, disabled, students and low-income riders.
 - Support **new/innovative transit service models** to address first/last mile connections and transit services for the transit dependent, vulnerable populations and paratransit users that is safe and accountable.
 - **Improve amenities at bus stops** to increase safety, security and access with

lighting and access improvements.

The allocations for the four sub-categories are as follows:

2016 Measure B Transit Operations Program	
Sub-category	Funding Allocation
Frequent Core Bus Network	73%
Innovative Transit Service Models	8%
Affordable Fare Programs	15%
Bus Stop Amenities	4%

Implementation

- Only projects and programs currently listed on 2016 Measure B Attachment D are eligible.
- **Enhanced Frequent Core Bus Network** will directly fund VTA’s core bus network of services, maintain or increasing core bus route service frequencies, and expanding or adding evening, late night and weekend service.
- **Fare Programs** will directly fund VTA’s Transit Assistance Program (TAP) and reduced fares for youth.
- **Innovative Transit Service Models** (Competitive Grant) will support goals to address first/last mile connections.
 - Only a public agency can serve as a project sponsor. Other entities must partner with a public agency to apply for a grant.
 - The minimum grant award is \$250,000.
 - The maximum grant award per sponsoring agency can be no more than 50% of the total available funds per call for projects per cycle, unless the cycle is undersubscribed.
 - The 2016 Measure B Program Office developed project criteria in conjunction with the VTA Technical Advisory Committee Capital Improvement Program Working Group and incorporated input from VTA committees.
- **Bus Stop Amenities** will directly fund improvements at VTA’s bus stops. The bus stop improvements will be prioritized based on VTA’s Transit Passenger Environment Plan or subsequent plans and ongoing maintenance needs.

Requirements

- Innovative Transit Service Models Competitive Grant Program
 - Reporting requirements will be detailed in agreements executed with VTA for project funding.
 - Funds will be distributed on a reimbursement basis.
- All capital projects must comply with VTA Complete Streets reporting requirements.
- All projects must comply with 2016 Measure B program oversight requirements.
- All collateral material must comply with 2016 Measure B branding requirements.

Appendix G - Appointment Process for the 2016 Measure B Citizen's Oversight Committee (MBCOC)

6.2



Date: February 23, 2017
Current Meeting: March 2, 2017
Board Meeting: March 2, 2017

BOARD MEMORANDUM

TO: Santa Clara Valley Transportation Authority Board of Directors

THROUGH: General Manager, Nuria I. Fernandez

FROM: Director of Government & Public Relations, Jim Lawson

SUBJECT: Appointment Process for the 2016 Measure B Citizens' Oversight Committee

APPROVED ACCEPTED ADOPTED AMENDED DEFERRED REVIEWED
Santa Clara Valley Transportation Authority
Board of Directors
Elaine F. Ballao, Board Secretary

BY: [Signature]
DATE: 3/2/17

Policy-Related Action: No Government Code Section 84308 Applies: No

ACTION ITEM

RECOMMENDATION:

Approve the process for appointments to the 2016 Measure B Citizens' Oversight Committee.

BACKGROUND:

On November 8, 2016 the voters of Santa Clara County overwhelmingly approved Measure B that enacted a thirty year ½ cent sales tax for transit and transportation improvements. Nine categories of projects and programs were proposed as part of the measure:

- Local Streets & Roads Repair
- BART Phase II
- Bicycle & Pedestrian Projects
- Caltrain Grade Separations
- Caltrain Capacity Improvements
- Highway Interchanges
- County Expressways
- SR 85 Corridor
- Transit Operations

The ballot measure specified that the revenues and expenditures would be reviewed by an independent citizens' oversight committee appointed by the Santa Clara Valley Transportation Authority (VTA):

* See Page 3X of 3X for motion approved by the VTA Board of Directors at the March 2, 2017, Regular Meeting.

“An independent citizens’ oversight committee shall be appointed to ensure that the funds are being expended consistent with the approved Program. Annually, the committee shall have an audit conducted by an independent auditor. The audit shall review the receipt of revenue and expenditure of funds. The committee shall hold public hearings, and issue a report annually to inform the Santa Clara County residents how the funds are being spent. The hearings will be public meetings subject to the Brown Act.”

DISCUSSION:

With the passage of the ballot measure, it is necessary to appoint a Citizens’ Oversight Committee. Staff reviewed the appointment process of several California jurisdictions having similar ballot measures with some form of oversight. The current VTA experience with our 2000 Measure A Citizens Watchdog Committee also helped form the recommendations.

The recommendation is the formation of an independent committee consisting of seven (7) members who are registered voters in Santa Clara County. There will be an open application process with the intent to allow qualified citizens the opportunity to participate.

In the application process we will actively seek individuals who bring important relevant experience to the committee. Staff recommends that the committee should consist of persons who fulfill the following criteria:

- A retired federal or state judge or administrative law judge or an individual with experience as a mediator or arbitrator.
- A professional from the field of municipal/public finance with a minimum of four years relevant experience.
- A professional with a minimum of four years of experience in management and administration of financial policies, performance measurement and reviews.
- A professional with demonstrated experience of four years or more in the management of large scale construction projects.
- A regional community or business organization representative with at least one year of decision making experience.
- A professional with four years of experience in organized labor.
- A professional with a minimum of four years of experience in educational administration at the high school or college level.

The intent is to have one member representing each of the specified areas of expertise. If after a good faith effort, this is not achieved then no more than two members from one of the other areas of expertise may be selected.

This should provide a range of expertise to assist the committee in its task of evaluating the revenues and project expenditures as we begin implementing the commitments to the voters in 2016 Measure B.

The committee will be staffed by the Auditor General to assure the relevant level of expertise and professional advice.

To assure independence, no elected officials, employees of VTA or appointees to VTA committees are eligible while they hold those positions or appointments. Further, employees of the County of Santa Clara or the cities within Santa Clara will also be ineligible. Since 2016 Measure B was structured to assist the County and the cities in the delivery of their projects, their appointment would not be in keeping with the spirit of independence that the measure calls for.

The members of the committee will be subject to VTA’s Conflict of Interest policies. Members are prohibited from acting in any commercial activity directly or indirectly involving VTA, such as being a consultant to VTA or to any party with pending legal actions against VTA during their tenure. Members shall not have direct commercial interest or employment with any public or private entity which receives sales tax funds authorized by this Measure.

Each committee member shall serve for a term of four years except initial appointments will be staggered to assure continuity. Members will be limited to two consecutive terms.

Attachment A describes the committee role and responsibilities along with the appointment process and the high level approach to the projected meetings.

ALTERNATIVES:

In order to meet the intention of 2016 Measure B an oversight committee must be appointed. The Board may direct a different method for selecting the committee or change any of the requirements or restrictions the Board desires.

FISCAL IMPACT:

There is no fiscal impact with approving this appointment process.

STANDING COMMITTEE DISCUSSION/RECOMMENDATION:

The Governance & Audit Committee considered this item at its February 2, 2017 meeting as part of its Regular Agenda.

Committee members expressed strong support for the staff proposal, commenting that it was well thought out. Committee members requested the inclusion of the following items in the appointment or committee administration processes: 1) an aspirational goal of balancing, where feasible, appointments to balance the geographic regions of the county; and 2) offer committee members training on bond oversight and other relevant topics.

The committee unanimously recommended Board approval of the staff recommendation with inclusion of the minor additions indicated and that this item be placed on the Board’s Consent Agenda.

Prepared by: Jim Lawson, Director of Public Affairs & Executive Policy Advisor
Memo No. 5992

ATTACHMENTS:

- A--2016 Measure B COC Appointment Process Overview (PDF)

6.2. Appointment Process for the 2016 Measure B Citizens' Oversight Committee

M/S/C (Chavez/Liccardo) to approve, as amended the process for appointments to the 2016 Measure B Citizens' Oversight Committee. Further: 1) add the aspirational goal of geographic representation across Santa Clara County; 2) split the regional community and business organization categories, making the total number of committee membership to eight (8); and 3) provide bond oversight and other relevant training to members.