















**LEGEND**

-  STATION ENTRANCE
-  UNDERGROUND STATION & SYSTEM FACILITIES
-  ABOVE AND BELOW GROUND SYSTEMS FACILITIES
-  PUBLIC FACILITY/ VTA'S TRANSIT-ORIENTED JOINT DEVELOPMENT
-  CONSTRUCTION STAGING AREA
-  ELEVATOR
-  EMERGENCY EXIT (PASSENGER SERVICE ENTRY)
-  ENTRANCE #
-  FRESH AIR INTAKE
-  VTA'S TRANSIT-ORIENTED JOINT DEVELOPMENT LOCATION #
-  TRACTION POWER SUBSTATION
-  TUNNEL VENTILATION SHAFT
-  AUXILIARY POWER SUBSTATION
-  PROPERTY OWNED BY VTA

**DRAFT CONCEPTUAL  
EXHIBITS  
DOWNTOWN SAN JOSE STATION  
WEST OPTION  
SINGLE-BORE TUNNEL**

05/08/2017